

# DECK PLANS





# EURODAM

## DECK PLANS & STATEROOMS

The deck plans are color-coded by category of stateroom, and the category letter precedes the stateroom number in each room. All staterooms are equipped with interactive LED television with On Demand movies, programming and multichannel music; mini-bar; mini-safe; telephone.

**Important Note:** Not all staterooms within each category have the same furniture configuration and/or facilities. Appropriate symbols within the rooms on the deck plans describe differences from the stateroom descriptions below.

### VERANDAH SUITES

#### PS

**Pinnacle Suites:** Bedroom with 1 king-size bed, oversized whirlpool bath & shower & additional shower stall, living room, dining room, dressing room, private verandah with whirlpool, pantry, 1 sofa bed for 2 persons, microwave, refrigerator, guest toilet, private stereo system, floor-to-ceiling windows.

#### SA SB SC

**Neptune Suites:** 2 lower beds convertible to 1 king-size bed, bathroom with dual-sink vanity, full-size whirlpool bath & shower & additional shower stall, large sitting area, dressing room, private verandah, 1 sofa bed for 2 persons, floor-to-ceiling windows.

#### SS SU SY SZ

**Signature Suites:** 2 lower beds convertible to 1 queen-size bed, bathroom with dual-sink vanity, full-size whirlpool bath & shower & additional shower stall, large sitting area, private verandah, 1 sofa bed for 1 person, floor-to-ceiling windows.

### VERANDAH STATEROOMS

**VQ\* VT V VA VB**  
**VC VD VE VF VH**  
**Verandah:** 2 lower beds convertible to 1 queen-size bed, bathtub & shower, sitting area, private verandah, floor-to-ceiling windows. VT staterooms have viewing balconies.

### OCEAN-VIEW STATEROOMS

**CQ\* C D DD E**  
**F**  
**Large:** 2 lower beds convertible to 1 queen-size bed, bathtub & shower.  
**G H HH**  
**Large:** 2 lower beds convertible to 1 queen-size bed, bathtub & shower, floor-to-ceiling windows. All G-category staterooms have partial sea views. All H- & HH-category staterooms have fully obstructed views.

### INTERIOR STATEROOMS

**IQ\* I J K L**  
**M MM N**  
**Large or Standard:** 2 lower beds convertible to 1 queen-size bed, shower. Staterooms IQ10043 and IQ10044 have fully obstructed views.

▼ Spa Suites and Staterooms. Opt for the serenity of a Spa Suite or Stateroom, featuring modern spa amenities.

**MAIN DECK**  
Staterooms 1001-1137

**LOWER PROMENADE DECK**

**PROMENADE DECK**

**UPPER PROMENADE DECK**  
Staterooms 4001-4187

**VERANDAH DECK**  
Staterooms 5001-5193

**UPPER VERANDAH DECK**  
Staterooms 6001-6181

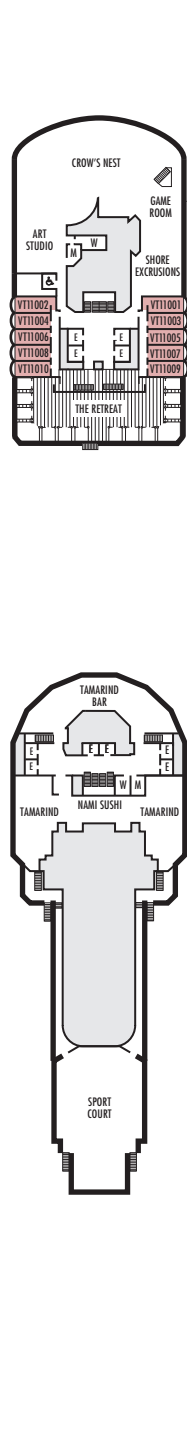
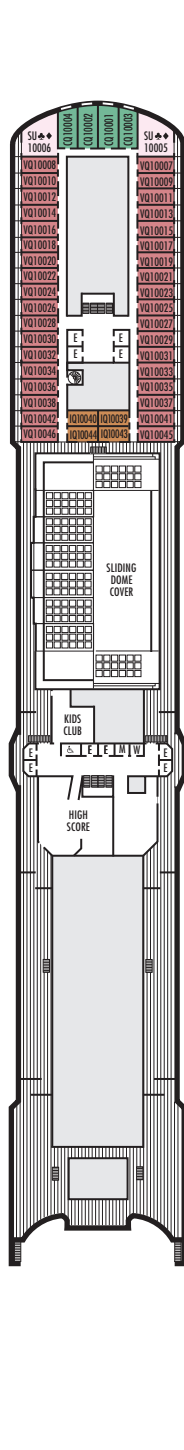
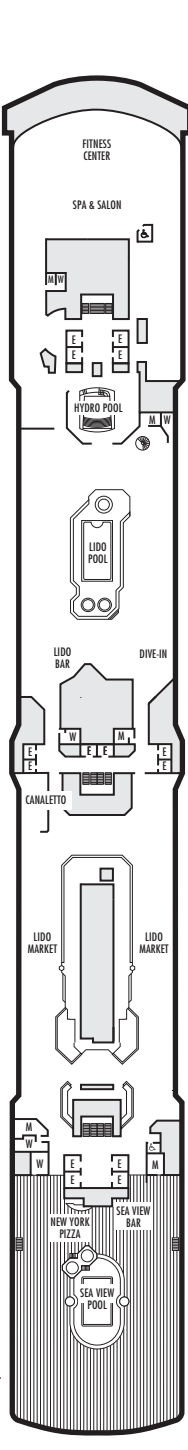
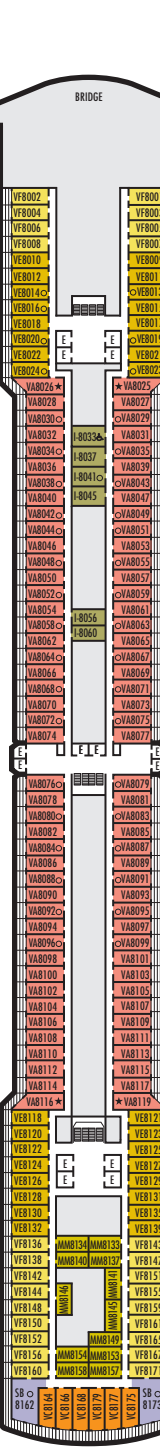
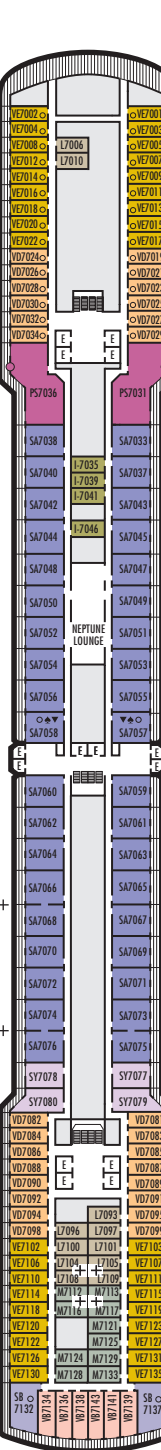
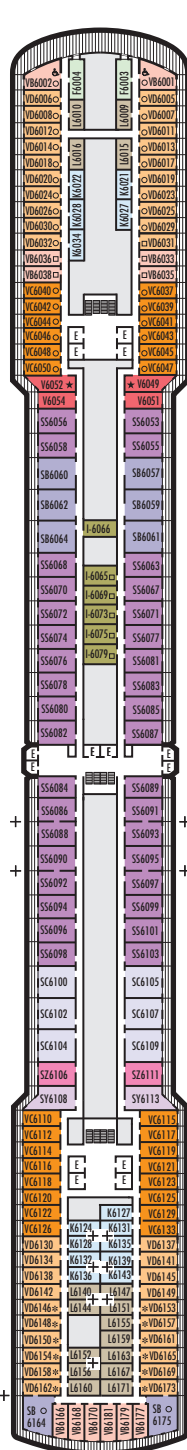
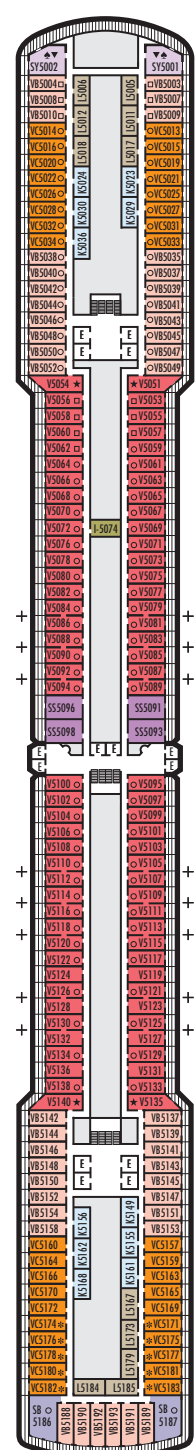
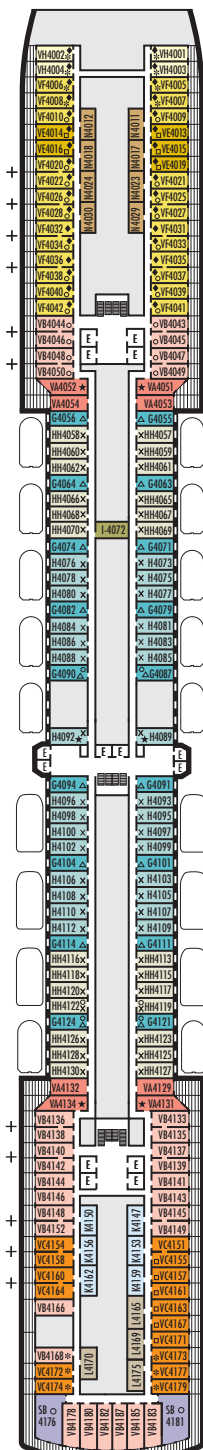
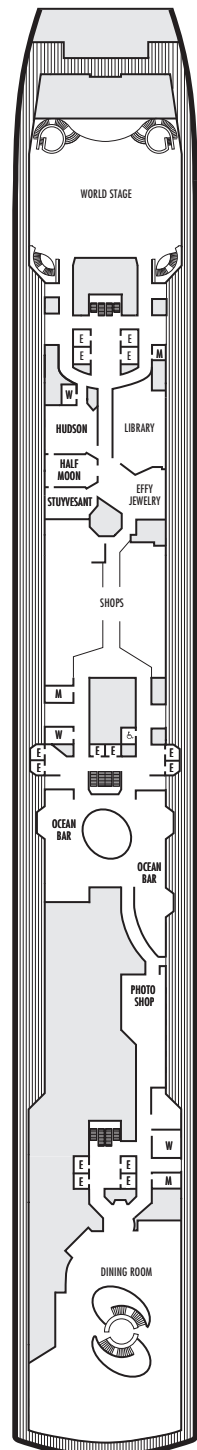
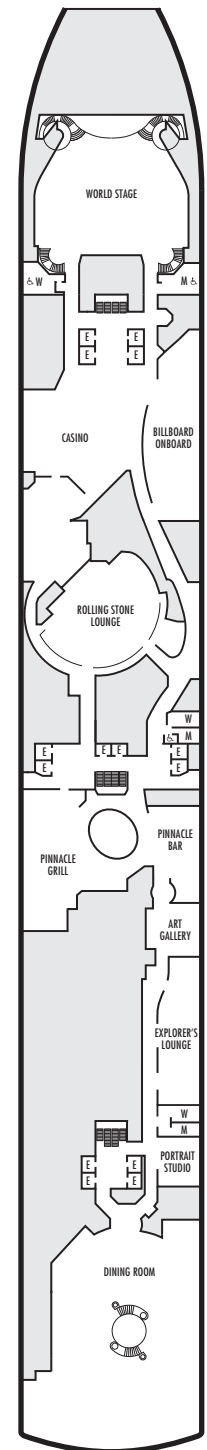

**ROTTERDAM DECK**  
Staterooms 7001-7143

**NAVIGATION DECK**  
Staterooms 8001-8179

**LIDO DECK**

**PANORAMA DECK**  
Staterooms 10001-10046

**OBSERVATION DECK**  
Staterooms 11001-11010



### STATEROOM SYMBOL LEGEND

- Quad (2 lower beds, 1 sofa bed, 1 upper)
- △ Triple (2 lower beds, 1 sofa bed)
- Partial sea view
- × Fully obstructed view
- + Connecting rooms
- ✿ Shower only
- ✿ Single-sink vanity, bathtub only
- ✿ Single-sink vanity
- ◆ Staterooms have solid steel verandah railings instead of clear-view Plexiglas® railings

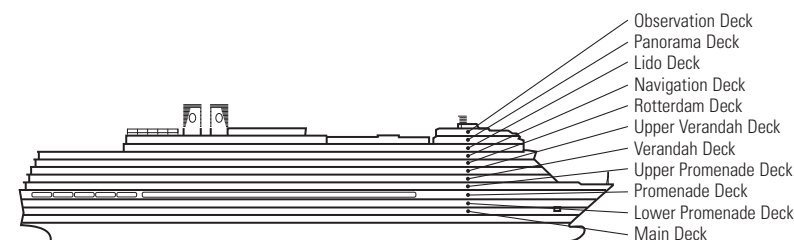
### ACCESSIBILITY STATEROOM SYMBOL LEGEND

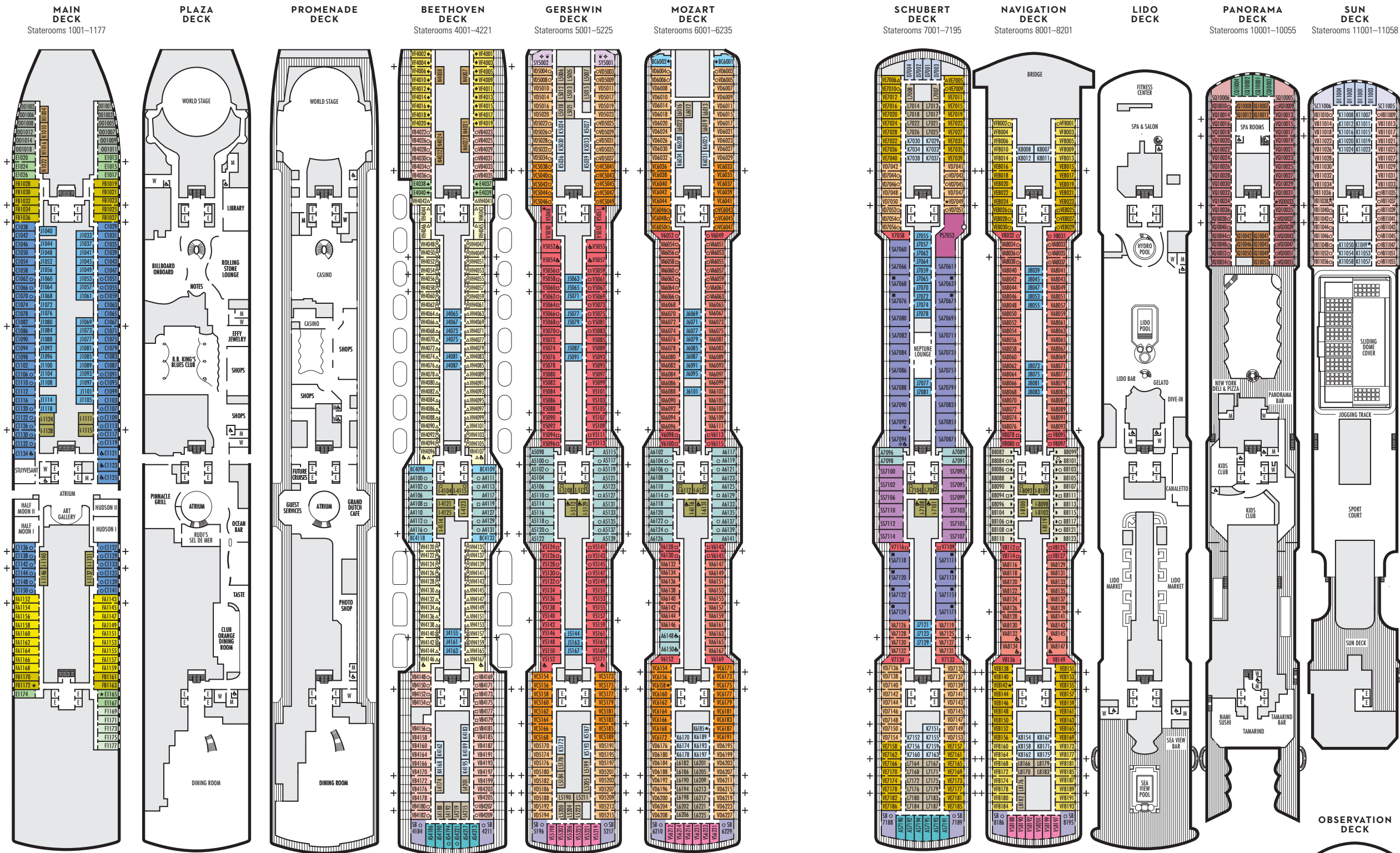
- ♿ **Fully Accessible:** Staterooms I-8033, VB6002, VB6001, J1074, J1069, K1012 & K1011 have a roll-in shower only
- ▼ **Fully Accessible with Single Side Approach:** Suites SA7058, SA7057, SY5002 & SY5001 have a roll-in shower only.
- ★ **Ambulatory Accessible:** Staterooms VA8119, VA8116, VA8026, VA8025, V6052, V6049, V5140, V5135, V5054, V5051, VA4134, VA4131, H4092, H4089, VA4052, VA4051, D1100, D1099, C1082 & C1081 have a shower with no threshold

For information regarding stateroom bedding configurations and accessibility features on our ships please visit the [Accessibility](#) section of our website.

### SHIP SPECIFICATIONS & FACILITIES

- 2,104 Guests
- 876 Crew
- 86,273 Gross Tons
- 936 Feet Long
- 11 Guest Decks
- Wraparound Promenade Deck
- 8 Restaurants & Cafes
- 5 Entertainment Venues
- 12 Lounges/Bars
- 2 Outdoor Swimming Pools (one with sliding glass roof)
- Spa & Salon
- Fitness Center
- Suite Lounge
- Duty-free Shops
- Library
- Onboard Wi-Fi Access
- Casino
- Sport Court





### KONINGS DAM

#### DECK PLANS & STATEROOMS

The deck plans are color-coded by category of stateroom, and the category letter precedes the stateroom number in each room. All staterooms are equipped with interactive LED television with On Demand movies, programming and multichannel music; mini-bar; mini-safe; telephone.

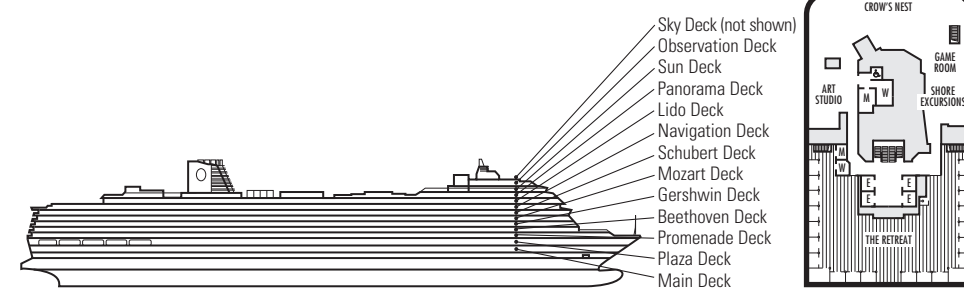
**Important Note:** Not all staterooms within each category have the same furniture configuration and/or facilities. Appropriate symbols within the rooms on the deck plans describe differences from the stateroom descriptions below.

- #### VERANDAH SUITES
- PS Pinnacle Suite:** Bedroom with 1 king-size bed, oversized whirlpool bath & shower & additional shower stall, living room, dining room, dressing room, private verandah with whirlpool, pantry, 1 sofa bed for 2 persons, microwave, refrigerator, guest toilet, private stereo system, floor-to-ceiling windows.
  - SQ<sup>+</sup> SA SB SC Neptune Suites:** 2 lower beds convertible to 1 king-size bed, bathroom with dual-sink vanity, full-size whirlpool bath & shower & additional shower stall, large sitting area, private verandah, floor-to-ceiling windows.
  - SS SY Signature Suites:** 2 lower beds convertible to 1 king-size bed, 1 Murphy bed for 1 person, 1 sofa bed for 1 person, bathroom with dual-sink vanity, full-size whirlpool bath & shower & additional shower stall, large sitting area, private verandah, floor-to-ceiling windows.
  - AS A B BC Vista Suites:** 2 lower beds convertible to 1 queen-size bed, shower, sitting area, private verandah, refrigerator, floor-to-ceiling windows.
- #### VERANDAH STATEROOMS
- VQ<sup>+</sup> VS V VA VB Verandah:** 2 lower beds convertible to 1 queen-size bed, shower, sitting area, private verandah, floor-to-ceiling windows. All VH-category staterooms have partially obstructed views.
  - VC VD VE VF VH Ocean-View Staterooms:**
    - FA FB Family:** 2 lower beds convertible to 1 queen-size bed, 1 sofa bed for 2 persons & 1 upper bed. 2 bathrooms — one with bathtub, shower, sink & toilet; one with shower & sink.
    - CQ<sup>+</sup> C D E F Large:** 2 lower beds convertible to 1 queen-size bed, shower.
    - OO Single:** 1 lower bed, shower.
- #### INTERIOR STATEROOMS
- IQ<sup>+</sup> I J K L Large or Standard:** 2 lower beds convertible to 1 queen-size bed, shower.
  - N**

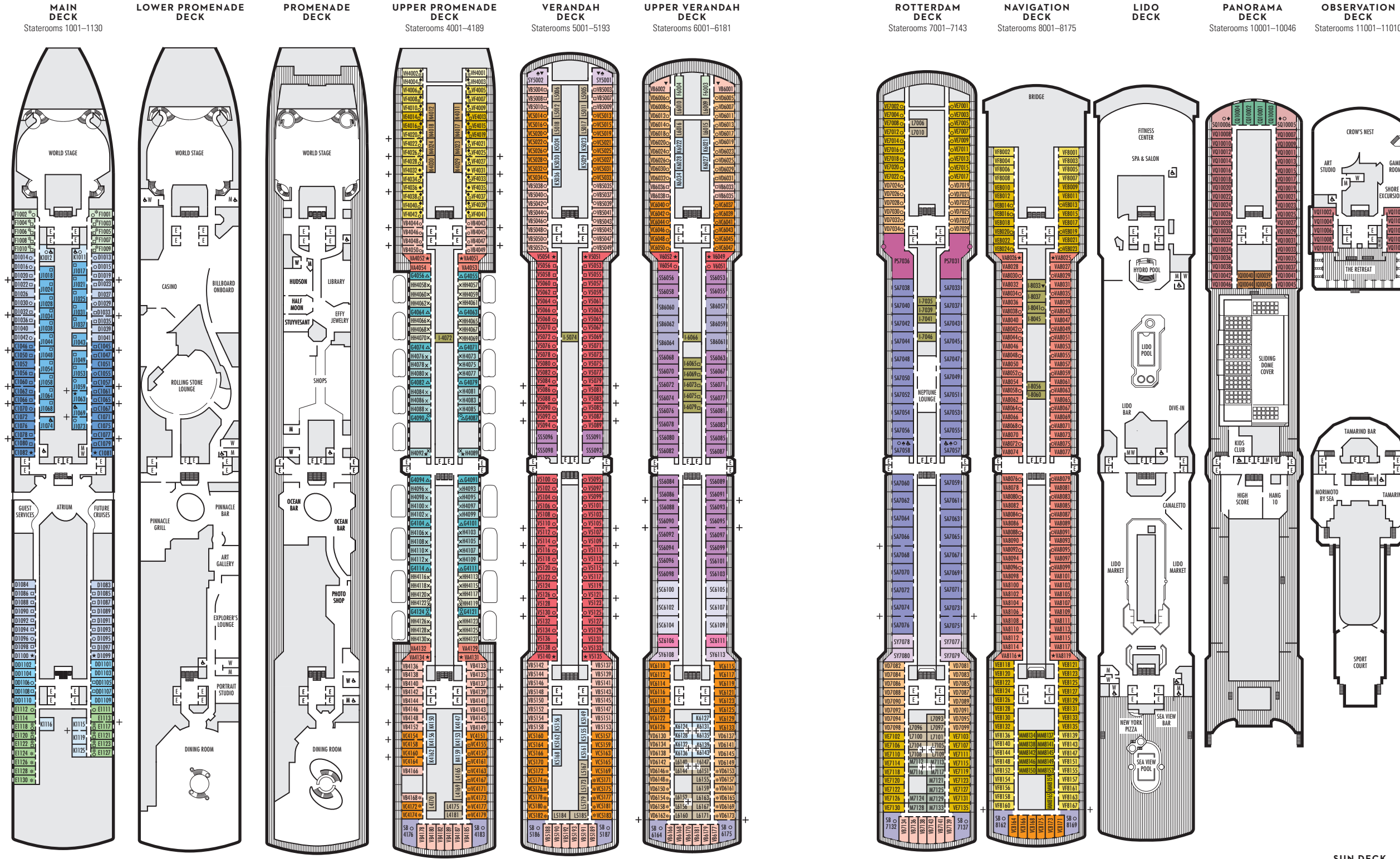
- #### STATEROOM SYMBOL LEGEND
- Quad (2 lower beds, 1 sofa bed for 2 persons)
  - Quad (2 lower beds, 1 sofa bed, 1 upper)
  - Triple (2 lower beds, 1 upper)
  - Triple (2 lower beds, 1 sofa bed)
  - ⊕ Double (2 lower beds convertible to 1 king-size bed, no Murphy bed, no sofa bed)
  - △ Partially obstructed view
  - + Connecting rooms
  - ✦ Floor-to-ceiling windows
  - ✦ Shower only
  - ✦ Uncovered verandah
  - ◆ Staterooms have solid steel verandah railings instead of clear-view Plexiglas® railings
  - ✦ Suites have part solid steel, part clear-view Plexiglas® verandah railings

- #### ACCESSIBILITY STATEROOM SYMBOL LEGEND
- ♿ **Fully Accessible:** Suites SA7094, A6150 & A6148 and staterooms VA8147, VA8145, VA8134, VA8132, I-7108, I-7101, I-6131, I-6116, V5171, V5152, I-5129, V5057, V5055, V5054, V5052, VH4167, VH4146, VH4107, VH4096, C1134, C1125, C1123, C1121 have a roll-in shower only
  - ★ **Ambulatory Accessible:** Suites B8101 & SA7092 and staterooms K11049, V811038, VQ10033, VE8142, VD7049, K6185, VC6158, V5051, V5048, FB1172 & E1165 have a shower only with small step, step into bathroom, standard interior and exterior door size
- For information regarding stateroom bedding configurations and accessibility features on our ships please visit the [Accessibility](#) section of our website.

- #### SHIP SPECIFICATIONS & FACILITIES
- 2,850 Guests
  - 1,036 Crew
  - 99,500 Gross Tons
  - 975 Feet Long
  - 13 Guest Decks
  - Wraparound Promenade Deck
  - 12 Restaurants & Cafes
  - 7 Entertainment Venues
  - 8 Lounges/Bars
  - 2 Outdoor Swimming Pools (one with sliding glass roof)
  - Spa & Salon
  - Fitness Center
  - Suite Lounge
  - Duty-free Shops
  - Library
  - Onboard Wi-Fi Access
  - Casino
  - Sport Court
  - Jogging Track







# NIEUW AMSTERDAM

## DECK PLANS & STATEROOMS

The deck plans are color-coded by category of stateroom, and the category letter precedes the stateroom number in each room. All staterooms are equipped with interactive LED television with On Demand movies, programming and multichannel music; mini-bar; mini-safe; telephone.

**Important Note:** Not all staterooms within each category have the same furniture configuration and/or facilities. Appropriate symbols within the rooms on the deck plans describe differences from the stateroom descriptions below.

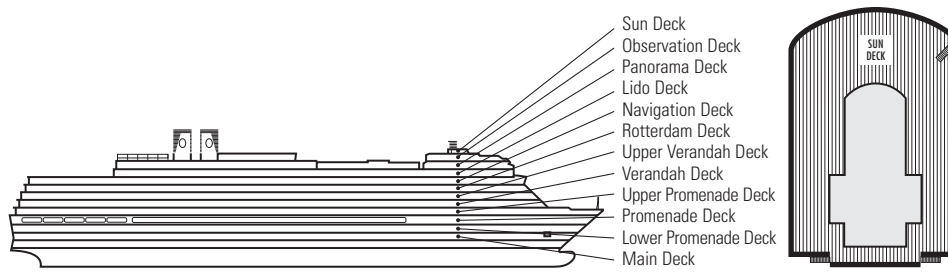
- ### VERANDAH SUITES
- PS**  
**Pinnacle Suites:** Bedroom with 1 king-size bed, oversize whirlpool bath & shower & additional shower stall, living room, dining room, dressing room, private verandah with whirlpool, pantry, 1 sofa bed for 2 persons, microwave, refrigerator, guest toilet, private stereo system, floor-to-ceiling windows.
- SA** **SB** **SC**  
**Neptune Suites:** 2 lower beds convertible to 1 king-size bed, bathroom with dual-sink vanity, full-size whirlpool bath & shower & additional shower stall, large sitting area, dressing room, private verandah, 1 sofa bed for 2 persons, floor-to-ceiling windows. Staterooms SQ10005 and SQ10006 have 2 lower beds convertible to 1 queen-size bed, 1 sofa bed for 1 person.
- SS** **SY** **SZ**  
**Signature Suites:** 2 lower beds convertible to 1 queen-size bed, bathroom with dual-sink vanity, full-size whirlpool bath & shower & additional shower stall, large sitting area, private verandah, 1 sofa bed for 1 person, floor-to-ceiling windows.
- ### VERANDAH STATEROOMS
- VQ\*** **V** **VA** **VB** **VC**  
**VD** **VE** **VF** **VH**  
**Verandah:** 2 lower beds convertible to 1 queen-size bed, bathtub & shower, sitting area, private verandah, floor-to-ceiling windows. Staterooms VQ11001-VQ11010 have viewing balconies.
- ### OCEAN-VIEW STATEROOMS
- CQ\*** **C** **D** **DD** **E**  
**F**  
**Large:** 2 lower beds convertible to 1 queen-size bed, bathtub & shower.  
**Large:** 2 lower beds convertible to 1 queen-size bed, bathtub & shower, floor-to-ceiling windows. All G-category staterooms have partial sea views. All H- & HH-category staterooms have fully obstructed views.
- ### INTERIOR STATEROOMS
- IQ\*** **I** **J** **K** **L**  
**M** **MM** **N**  
**Large or Standard:** 2 lower beds convertible to 1 queen-size bed, shower. Staterooms IQ10043 and IQ10044 have fully obstructed views.

- ### STATEROOM SYMBOL LEGEND
- Quad (2 lower beds, 1 sofa bed, 1 upper)
  - △ Triple (2 lower beds, 1 sofa bed)
  - Partial sea view
  - × Fully obstructed view
  - + Connecting rooms
  - ☼ Shower only
  - ♣ Single-sink vanity
  - ◆ Staterooms have solid steel verandah railings instead of clear-view Plexiglas® railings

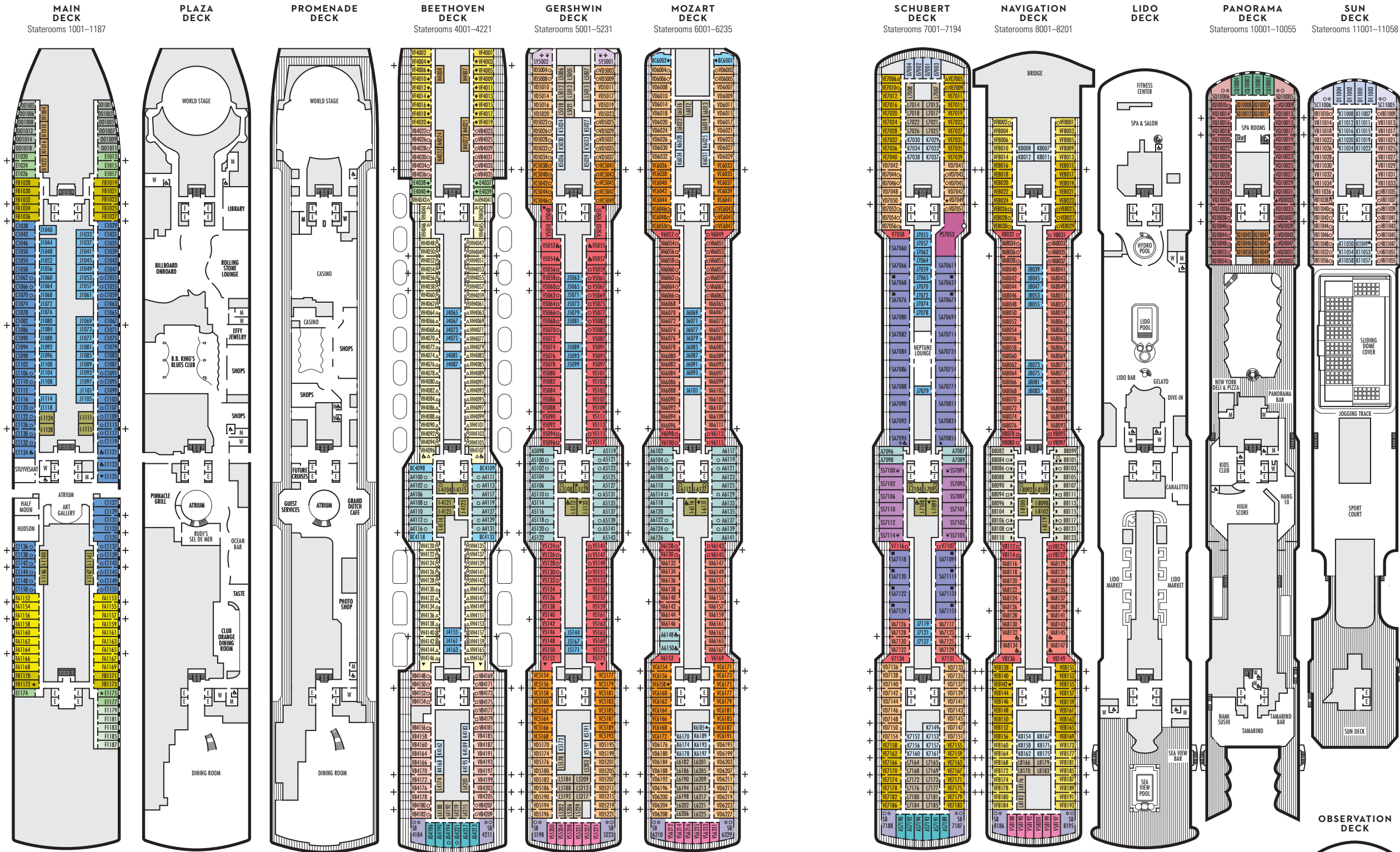
- ### ACCESSIBILITY STATEROOM SYMBOL LEGEND
- ♿ **Fully Accessible:** Suites SA7058 & SA7057 and staterooms J1074, J1069, K1012 & K1011 have a roll-in shower only
  - ▼ **Fully Accessible with Single Side Approach:** Suites SY5002 & SY5001 have a tub and roll-in shower. Staterooms VB6002, VB6001 & I-8033 have roll-in shower only.
  - ★ **Ambulatory Accessible:** Staterooms VA8119, VA8116, VA8026, VA8025, V6052, V6049, V5140, V5135, V5054, V5051, VA4134, VA4131, H4092, H4089, VA4052, VA4051, D1100, D1099, C1082, C1081 & J1063 have a shower with no threshold

- ### SHIP SPECIFICATIONS & FACILITIES
- 2,106 Guests
  - 874 Crew
  - 86,700 Gross Tons
  - 936 Feet Long
  - 11 Guest Decks
  - Wraparound Promenade Deck
  - 8 Restaurants & Cafes
  - 8 Entertainment Venues
  - 11 Lounges/Bars
  - 2 Outdoor Swimming Pools (one with sliding glass roof)
  - Spa & Salon
  - Fitness Center
  - Suite Lounge
  - Duty-free Shops
  - Library
  - Onboard Wi-Fi Access
  - Casino
  - Sport Court

For information regarding stateroom bedding configurations and accessibility features on our ships please visit the [Accessibility](#) section of our website.



▼ Spa Suites and Staterooms. Opt for the serenity of a Spa Suite or Stateroom, featuring modern spa amenities.



# NIEUW STATENDAM

## DECK PLANS & STATEROOMS

The deck plans are color-coded by category of stateroom, and the category letter precedes the stateroom number in each room. All staterooms are equipped with interactive LED television with On Demand movies, programming and multichannel music; mini-bar; mini-safe; telephone.

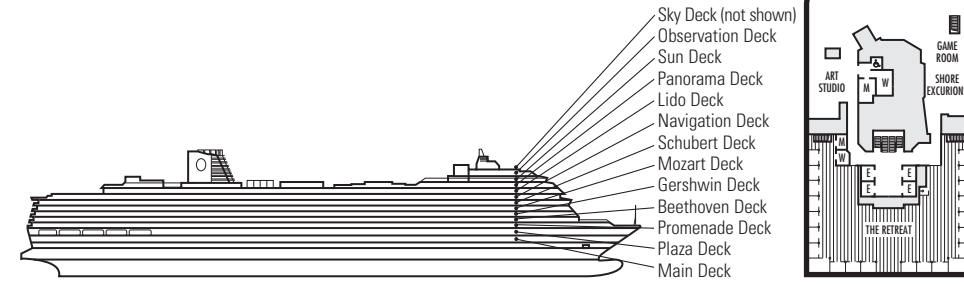
**Important Note:** Not all staterooms within each category have the same furniture configuration and/or facilities. Appropriate symbols within the rooms on the deck plans describe differences from the stateroom descriptions below.

- VERANDAH SUITES**
  - PS**  
**Pinnacle Suite:** Bedroom with 1 king-size bed, oversize whirlpool bath & shower & additional shower stall, living room, dining room, dressing room, private verandah with whirlpool, pantry, 1 sofa bed for 2 persons, microwave, refrigerator, guest toilet, private stereo system, floor-to-ceiling windows.
  - Neptune Suites:** 2 lower beds convertible to 1 king-size bed, bathroom with dual-sink vanity, full-size whirlpool bath & shower & additional shower stall, large sitting area, private verandah, floor-to-ceiling windows.
  - Signature Suites:** 2 lower beds convertible to 1 king-size bed, 1 Murphy bed for 1 person, bathroom with dual-sink vanity, shower, large sitting area, private verandah, floor-to-ceiling windows.
  - Vista Suites:** 2 lower beds convertible to 1 queen-size bed, shower, sitting area, private verandah, refrigerator, floor-to-ceiling windows.
- VERANDAH STATEROOMS**
  - Verandah:** 2 lower beds convertible to 1 queen-size bed, shower, sitting area, private verandah, floor-to-ceiling windows. All VH-category staterooms have partially obstructed views.
- OCEAN-VIEW STATEROOMS**
  - Family:** 2 lower beds convertible to 1 queen-size bed, 1 sofa bed for 2 persons & 1 upper bed. 2 bathrooms — one with bathtub, shower, sink & toilet; one with shower & sink.
  - Large:** 2 lower beds convertible to 1 queen-size bed, shower.
  - Single:** 1 lower bed, shower.
- INTERIOR STATEROOMS**
  - Large or Standard:** 2 lower beds convertible to 1 queen-size bed, shower.

- ### STATEROOM SYMBOL LEGEND
- Quad (2 lower beds, 1 sofa bed for 2 persons)
  - Quad (2 lower beds, 1 sofa bed, 1 upper)
  - Triple (2 lower beds, 1 upper)
  - Triple (2 lower beds, 1 sofa bed)
  - ⊕ Double (2 lower beds convertible to 1 king-size bed, no Murphy bed)
  - △ Partially obstructed view
  - + Connecting rooms
  - ✦ Floor-to-ceiling windows
  - ✦ Shower only
  - ✦ Uncovered verandah
  - ◆ Staterooms have solid steel verandah railings instead of clear-view Plexiglas® railings
  - ✦ Suites have part solid steel, part clear-view Plexiglas® verandah railings

- ### ACCESSIBILITY STATEROOM SYMBOL LEGEND
- ♿ **Fully Accessible:** Suites SA7094, A6150 & A6148 and staterooms VA8147, VA8145, V5055, V5054, V5052, VH4107 & VH4096 have a roll-in shower. Staterooms VA8134, VA8132, I-7108, I-6116, I-5112, V5057, C1134, C1123 & C1121 have a transfer shower.
  - ▼ **Fully Accessible with Single Side Approach:** Staterooms I-7099, I-6131, V5175, V5152, VH4167, VH4146 & C1125 have a transfer shower. Stateroom I-5133 has a roll-in shower.
  - ★ **Ambulatory Accessible:** Suites B8101 & SA7085 and staterooms K11049, VB11038, VQ10033, VEB142, VD7049, K6185, VC6158, I-5129, V5051, V5048, FB1172 & E1175 have a shower only with small step, step into bathroom, standard interior and exterior door size


- ### SHIP SPECIFICATIONS & FACILITIES
- 2,666 Guests
  - 1,036 Crew
  - 99,500 Gross Tons
  - 975 Feet Long
  - 13 Guest Decks
  - Wraparound Promenade Deck
  - 12 Restaurants & Cafes
  - 7 Entertainment Venues
  - 8 Lounges/Bars
  - 2 Outdoor Swimming Pools (one with sliding glass roof)
  - Spa & Salon
  - Fitness Center
  - Suite Lounge
  - Duty-free Shops
  - Onboard Wi-Fi Access
  - Casino
  - Sport Court
  - Jogging Track



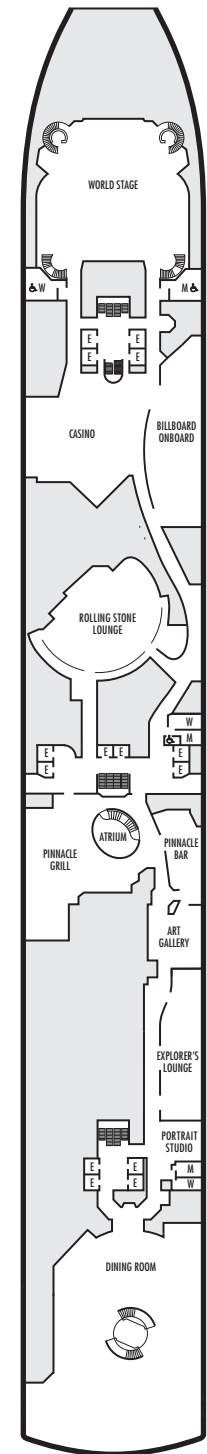
For information regarding stateroom bedding configurations and accessibility features on our ships please visit the [Accessibility](#) section of our website.



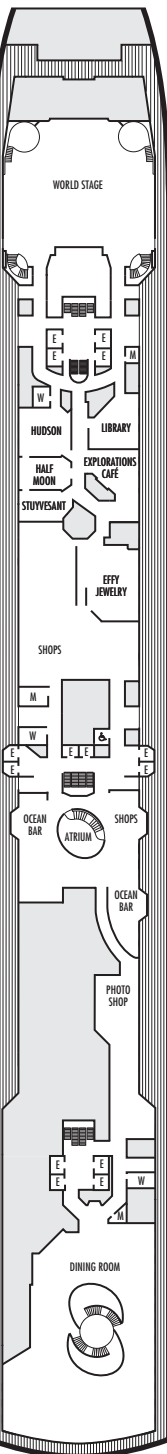
**MAIN DECK**  
Staterooms 1001-1127



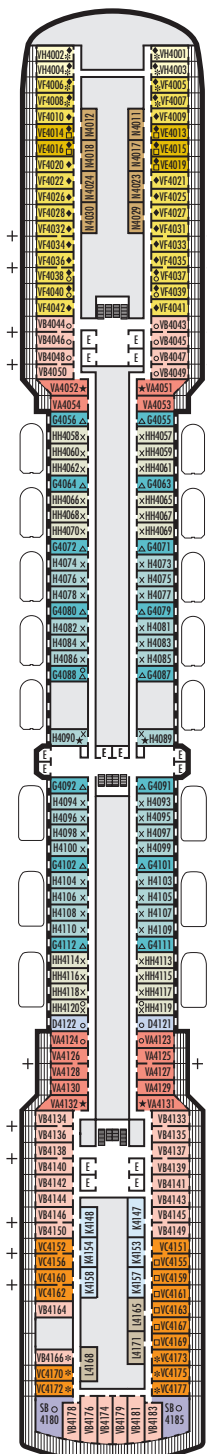
**LOWER PROMENADE DECK**



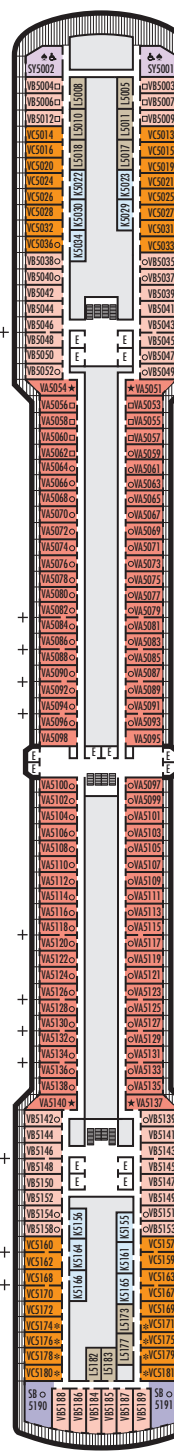
**PROMENADE DECK**



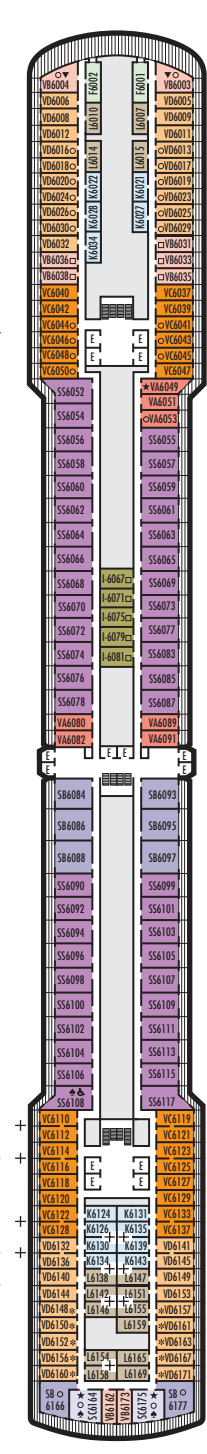
**UPPER PROMENADE DECK**  
Staterooms 4001-4185



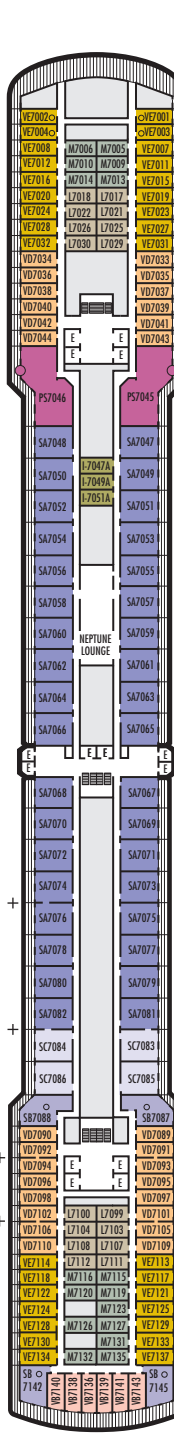
**VERANDAH DECK**  
Staterooms 5001-5191



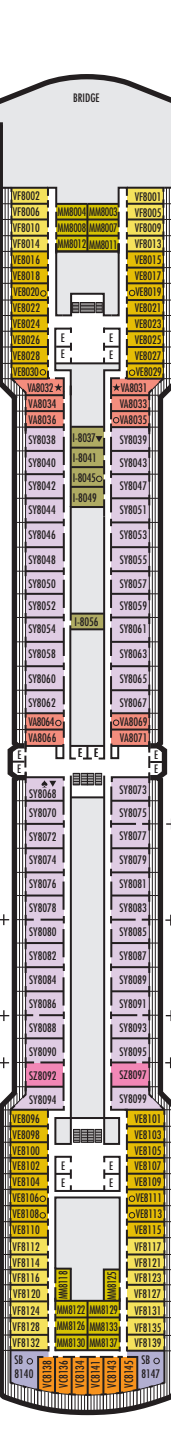
**UPPER VERANDAH DECK**  
Staterooms 6001-6177



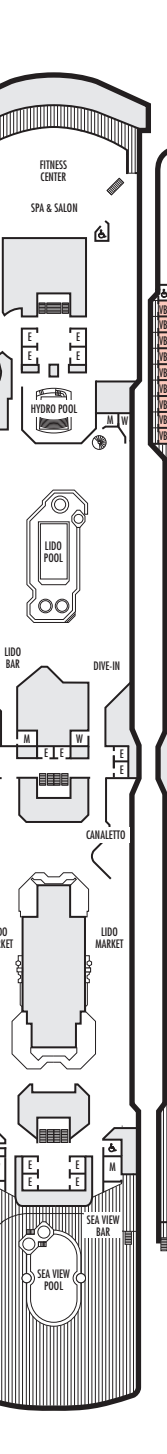
**ROTTERDAM DECK**  
Staterooms 7001-7145



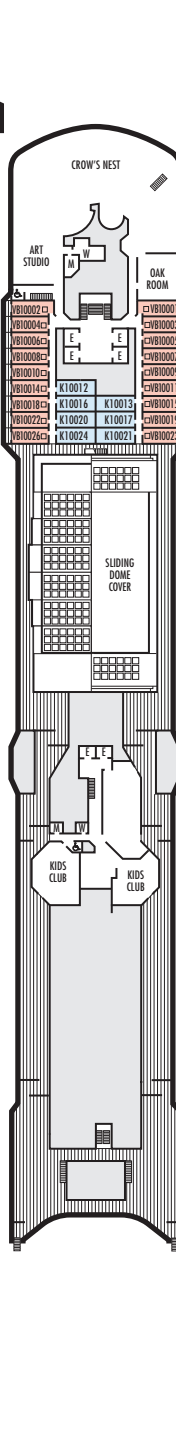
**NAVIGATION DECK**  
Staterooms 8001-8147



**LIDO DECK**



**OBSERVATION DECK**  
Staterooms 10001-10026



**SPORTS DECK**



**NOORDAM**

**DECK PLANS & STATEROOMS**

The deck plans are color-coded by category of stateroom, and the category letter precedes the stateroom number in each room. All staterooms are equipped with interactive LED television with On Demand movies, programming and multichannel music; mini-bar; mini-safe; telephone.

**Important Note:** Not all staterooms within each category have the same furniture configuration and/or facilities. Appropriate symbols within the rooms on the deck plans describe differences from the stateroom descriptions below.

**VERANDAH SUITES**

**PS**

**Pinnacle Suites:** Bedroom with 1 king-size bed, oversize whirlpool bath & shower & additional shower stall, living room, dining room, dressing room, private verandah with whirlpool, pantry, 1 sofa bed for 2 persons, microwave, refrigerator, guest toilet, private stereo system, floor-to-ceiling windows.

**SA SB SC**

**Neptune Suites:** 2 lower beds convertible to 1 king-size bed, bathroom with dual-sink vanity, full-size whirlpool bath & shower & additional shower stall, large sitting area, dressing room, private verandah, 1 sofa bed for 2 persons, floor-to-ceiling windows.

**SS SY SZ**

**Signature Suites:** 2 lower beds convertible to 1 queen-size bed, bathroom with dual-sink vanity, full-size whirlpool bath & shower & additional shower stall, large sitting area, private verandah, 1 sofa bed for 1 person, floor-to-ceiling windows. Suites SY5002 & SY5001 are double occupancy, no sofa bed.

**VERANDAH STATEROOMS**

**VA VB VC VD VE**

**Verandah:** 2 lower beds convertible to 1 queen-size bed, bathtub & shower, sitting area, private verandah, floor-to-ceiling windows.

**OCEAN-VIEW STATEROOMS**

**C D DD E F**

**Large:** 2 lower beds convertible to 1 queen-size bed, bathtub & shower.

**Large:** 2 lower beds convertible to 1 queen-size bed, bathtub & shower. All G-category staterooms have partial sea views. All H- & HH-category staterooms have fully obstructed views.

**INTERIOR STATEROOMS**

**I J K L M**

**Large or Standard:** 2 lower beds convertible to 1 queen-size bed, shower.

**STATEROOM SYMBOL LEGEND**

- Quad (2 lower beds, 1 sofa bed, 1 upper)
- Triple (2 lower beds, 1 sofa bed)
- △ Partial sea view
- × Fully obstructed view
- + Connecting rooms
- ✦ Shower only
- ♣ Single-sink vanity
- ◆ Staterooms have solid steel verandah railings instead of clear-view Plexiglas® railings

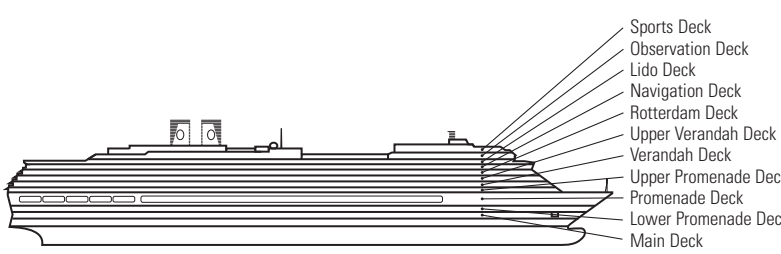
**ACCESSIBILITY STATEROOM SYMBOL LEGEND**

- ♿ **Fully Accessible:** Suite SS6108 has a bathtub and separate transfer shower. Suites SY5002 & SY5001 have a bathtub and separate transfer shower, queen bed only to meet compliance spacing. J1074, K1012 & K1011 have a roll-in shower only.
- ▼ **Fully Accessible with Single Side Approach:** Suite SY8068 has a bathtub and separate transfer shower, queen-size bed with wheelchair access to one side of the bed to meet compliance spacing requirements. Staterooms VB6004 & VB6003 have a roll-in shower, queen-size bed with wheelchair access to one side of the bed to meet compliance spacing requirements. Staterooms I-8037, D1100, C1082 & C1081 have a roll-in shower, 2 twin beds with wheelchair access between the beds for meeting compliance spacing requirements.
- ★ **Ambulatory Accessible:** Suites SC6175 & SC6164 have an accessible bathroom only. Staterooms VA8032, VA8031, VA6049, VA5140, VA5137, VA5054, VA5051, VA4132, VA4131, H4090, H4089, VA4052 & VA4051 have a shower with no threshold.

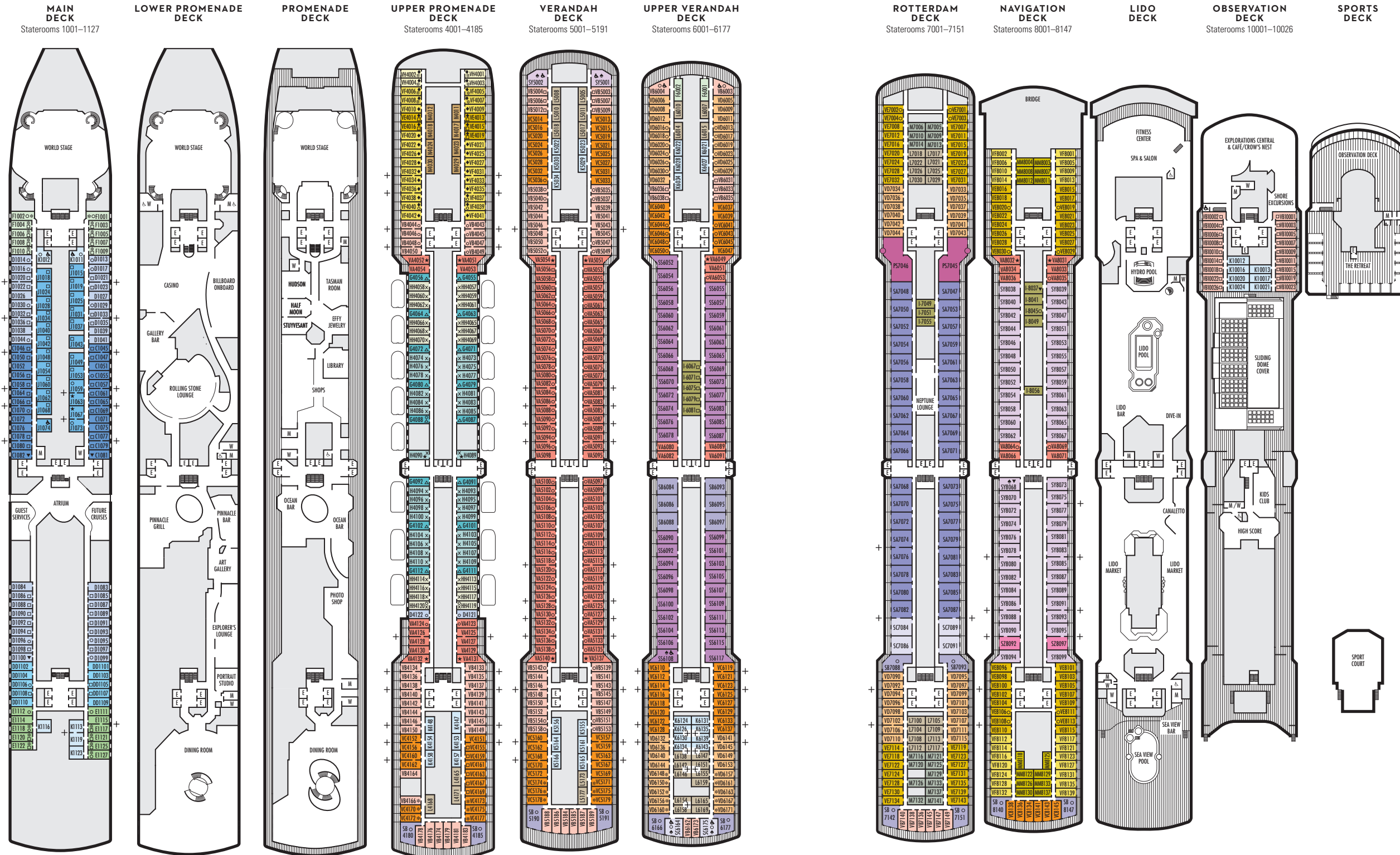
For information regarding stateroom bedding configurations and accessibility features on our ships please visit the [Accessibility](#) section of our website.

**SHIP SPECIFICATIONS & FACILITIES**

- 1,972 Guests
- 811 Crew
- 82,318 Gross Tons
- 936 Feet Long
- 11 Guest Decks
- Wraparound Promenade Deck
- 6 Restaurants & Cafes
- 7 Entertainment Venues
- 10 Lounges/Bars
- 2 Outdoor Swimming Pools (one with sliding glass roof)
- Spa & Salon
- Fitness Center
- Suite Lounge
- Duty-free Shops
- Library/Internet Cafe
- Onboard Wi-Fi Access
- Casino
- Sport Court



- Sports Deck
- Observation Deck
- Lido Deck
- Navigation Deck
- Rotterdam Deck
- Upper Verandah Deck
- Verandah Deck
- Upper Promenade Deck
- Promenade Deck
- Lower Promenade Deck
- Main Deck



# OOSTERDAM

## DECK PLANS & STATEROOMS

The deck plans are color-coded by category of stateroom, and the category letter precedes the stateroom number in each room. All staterooms are equipped with interactive LED television with On Demand movies, programming and multichannel music; mini-bar; mini-safe; telephone.

**Important Note:** Not all staterooms within each category have the same furniture configuration and/or facilities. Appropriate symbols within the rooms on the deck plans describe differences from the stateroom descriptions below.

### VERANDAH SUITES

**PS**  
**Pinnacle Suites:** Bedroom with 1 king-size bed, oversize whirlpool bath & shower & additional shower stall, living room, dining room, dressing room, private verandah with whirlpool, pantry, 1 sofa bed for 2 persons, microwave, refrigerator, guest toilet, private stereo system, floor-to-ceiling windows.

**SA SB SC**  
**Neptune Suites:** 2 lower beds convertible to 1 king-size bed, bathroom with dual-sink vanity, full-size whirlpool bath & shower & additional shower stall, large sitting area, dressing room, private verandah, 1 sofa bed for 2 persons, floor-to-ceiling windows.

**SS SY SZ**  
**Signature Suites:** 2 lower beds convertible to 1 queen-size bed, bathroom with dual-sink vanity, full-size whirlpool bath & shower & additional shower stall, large sitting area, private verandah, 1 sofa bed for 1 person, floor-to-ceiling windows.

### VERANDAH STATEROOMS

**VA VB VC VD VE**  
**Verandah:** 2 lower beds convertible to 1 queen-size bed, bathtub & shower, sitting area, private verandah, floor-to-ceiling windows.

### OCEAN-VIEW STATEROOMS

**C D DD E F**  
**Large:** 2 lower beds convertible to 1 queen-size bed, bathtub & shower.  
**G H HH**  
**Large:** 2 lower beds convertible to 1 queen-size bed, bathtub & shower. All G-category staterooms have partial sea views. All H- & HH-category staterooms have fully obstructed views.

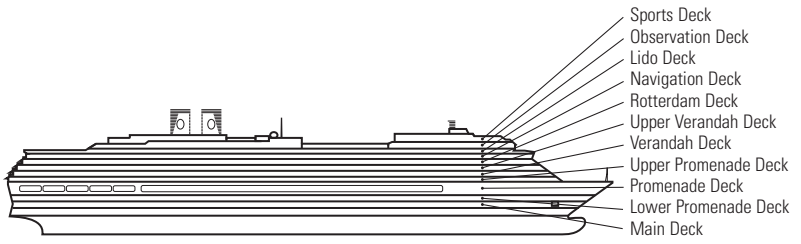
### INTERIOR STATEROOMS

**I J K L M**  
**Large or Standard:** 2 lower beds convertible to 1 queen-size bed, shower.

- #### STATEROOM SYMBOL LEGEND
- Quad (2 lower beds, 1 sofa bed, 1 upper)
  - Triple (2 lower beds, 1 sofa bed)
  - △ Partial sea view
  - × Fully obstructed view
  - + Connecting rooms
  - ✦ Shower only
  - ♣ Single-sink vanity
  - ◆ Staterooms have solid steel verandah railings instead of clear-view Plexiglas® railings

- #### ACCESSIBILITY STATEROOM SYMBOL LEGEND
- ♿ **Fully Accessible:** Suites SC6175, SC6164, SS6108, SY5002 & SY5001 have a bathtub and transfer shower. Staterooms VB6004, VB6003, J1074, K1012 & K1011 have a roll-in shower only.
  - ▼ **Fully Accessible with Single Side Approach:** Suite SY8068 has a bathtub and transfer shower. Staterooms I-8037, D1100, C1082 & C1081 have a roll-in shower, 2 twin beds with wheelchair access between the beds for meeting compliance spacing requirements although bed is convertible to queen-size bed if full compliance is not needed.
  - ★ **Ambulatory Accessible:** Staterooms VA8032, VA8031, VA6049, VA5140, VA5137, VA5054, VA5051, VA4132, VA4131, H4090, H4089, VA4052 & VA4051 have a shower with no threshold. Staterooms J1063 & J1067 are shower only with small step into bathroom.

- #### SHIP SPECIFICATIONS & FACILITIES
- 1,964 Guests
  - 812 Crew
  - 82,305 Gross Tons
  - 936 Feet Long
  - 11 Guest Decks
  - Wraparound Promenade Deck
  - 6 Restaurants & Cafes
  - 8 Entertainment Venues
  - 10 Lounges/Bars
  - 2 Outdoor Swimming Pools (one with sliding glass roof)
  - Spa & Salon
  - Fitness Center
  - Suite Lounge
  - Duty-free Shops
  - Library
  - Onboard Wi-Fi Access
  - Casino
  - Sport Court



For information regarding stateroom bedding configurations and accessibility features on our ships please visit the [Accessibility](#) section of our website.



# ROTTERDAM

## DECK PLANS & STATEROOMS

The deck plans are color-coded by category of stateroom, and the category letter precedes the stateroom number in each room. All staterooms are equipped with interactive LED television with On Demand movies, programming and multichannel music; mini-bar; mini-safe; telephone.

**Important Note:** Not all staterooms within each category have the same furniture configuration and/or facilities. Appropriate symbols within the rooms on the deck plans describe differences from the stateroom descriptions below.

### VERANDAH SUITES

#### PS

**Pinnacle Suite:** Bedroom with 1 king-size bed, oversized whirlpool bath & shower & additional shower stall, living room, dining room, dressing room, private verandah with whirlpool, pantry, 1 sofa bed for 2 persons, microwave, refrigerator, guest toilet, private stereo system, floor-to-ceiling windows.

#### SQ SA SB SC

**Neptune Suites:** 2 lower beds convertible to 1 king-size bed, bathroom with dual-sink vanity, full-size whirlpool bath & shower & additional shower stall, large sitting area, private verandah, floor-to-ceiling windows.

#### SS SY

**Signature Suites:** 2 lower beds convertible to 1 king-size bed, 1 Murphy bed for 1 person, bathroom with dual-sink vanity, shower, large sitting area, private verandah, floor-to-ceiling windows.

#### AS A B BC

**Vista Suites:** 2 lower beds convertible to 1 queen-size bed, shower, sitting area, private verandah, refrigerator, floor-to-ceiling windows.

### VERANDAH STATEROOMS

#### VQ VS V VA VB

**Verandah:** 2 lower beds convertible to 1 queen-size bed, shower, sitting area, private verandah, floor-to-ceiling windows. All VH-category staterooms have partially obstructed views.

### OCEAN-VIEW STATEROOMS

#### FA FB

**Family:** 2 lower beds convertible to 1 queen-size bed, 1 sofa bed for 2 persons & 1 upper bed. 2 bathrooms — one with bathtub, shower, sink & toilet; one with shower & sink.

#### CQ C D E F

**Large:** 2 lower beds convertible to 1 queen-size bed, shower.

#### OO

**Single:** 1 lower bed, shower.

### INTERIOR STATEROOMS

#### IQ I J K L

**Large or Standard:** 2 lower beds convertible to 1 queen-size bed, shower.

▼ Spa Suites and Staterooms. Opt for the serenity of a Spa Suite or Stateroom, featuring modern spa amenities.

**MAIN DECK**  
Staterooms 1001–1187

**PLAZA DECK**

**PROMENADE DECK**

**BEETHOVEN DECK**  
Staterooms 4001–4219

**GERSHWIN DECK**  
Staterooms 5001–5231

**MOZART DECK**  
Staterooms 6001–6235

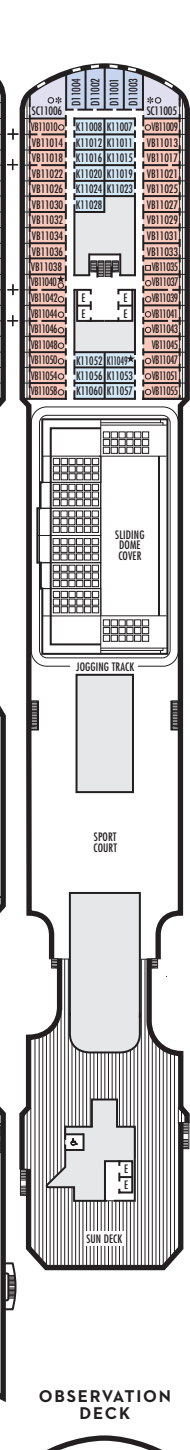
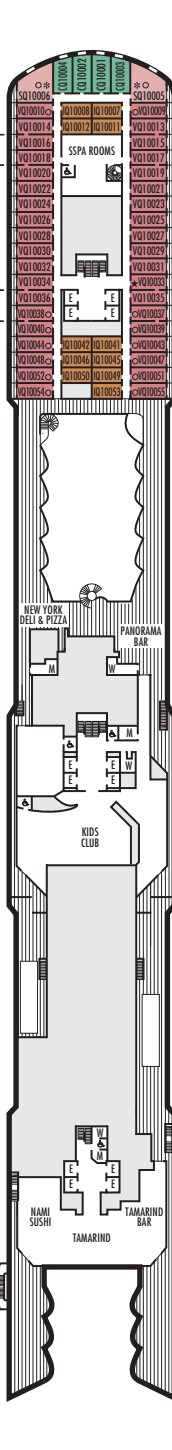
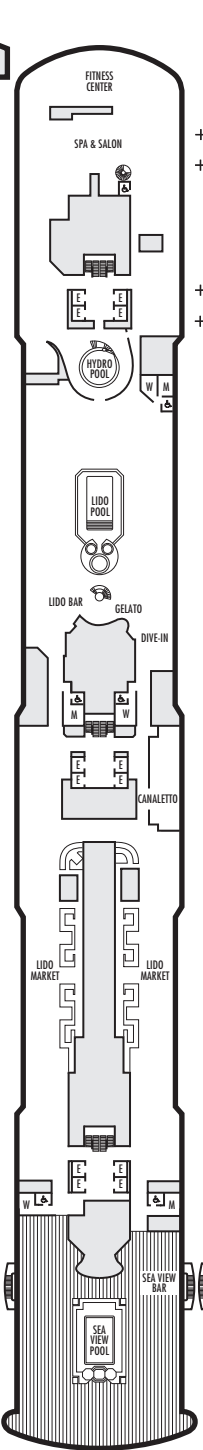
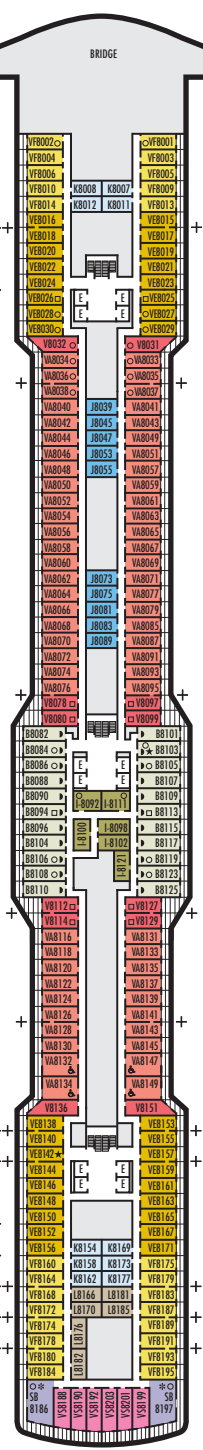
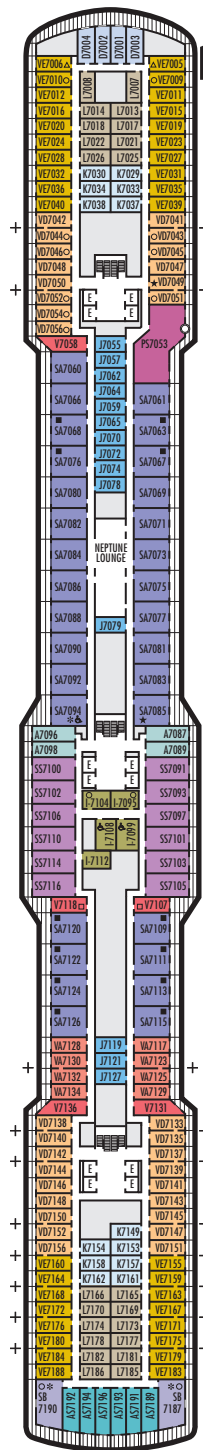
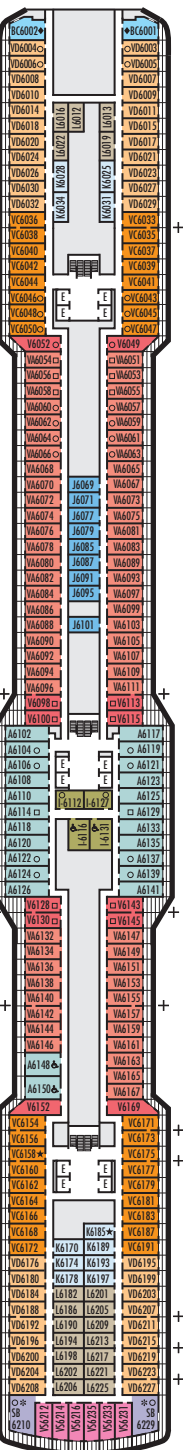
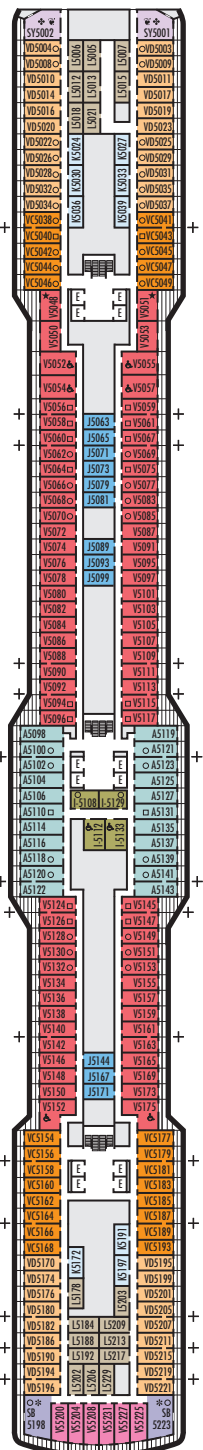
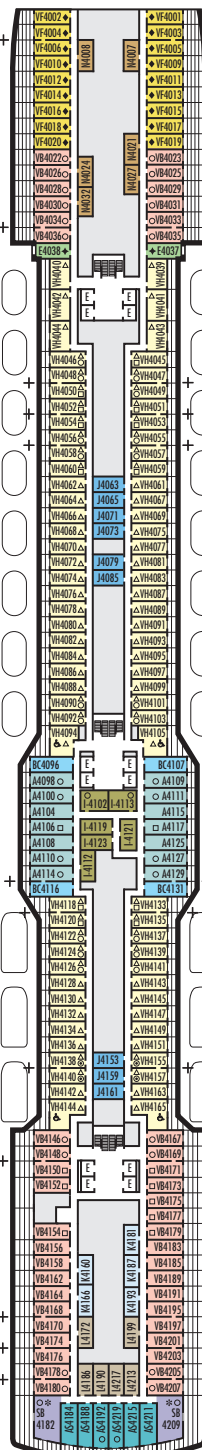
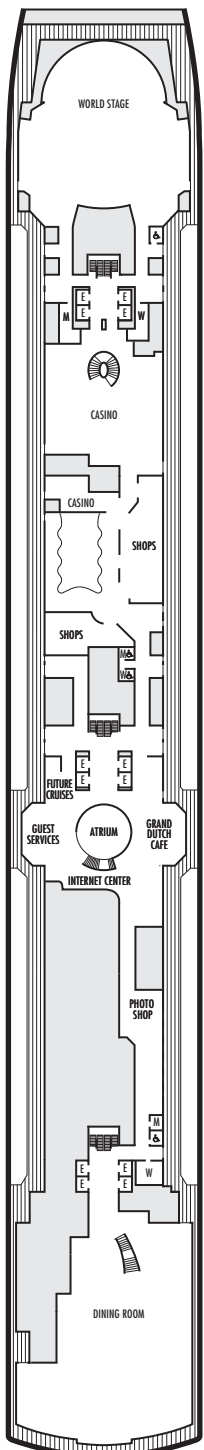
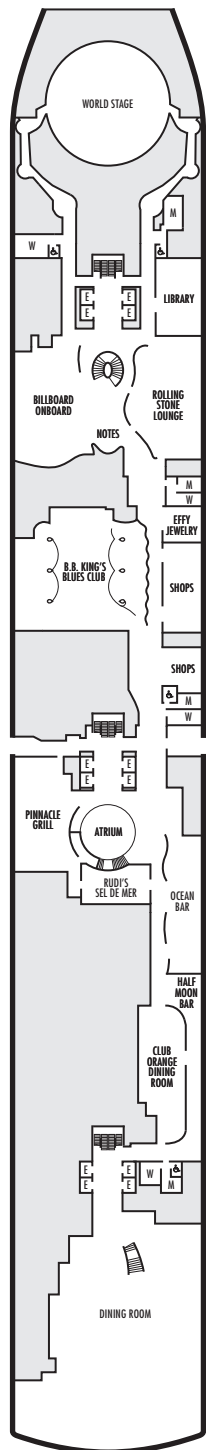
**SCHUBERT DECK**  
Staterooms 7001–7196

**NAVIGATION DECK**  
Staterooms 8001–8203

**LIDO DECK**

**PANORAMA DECK**  
Staterooms 10001–10055

**SUN DECK**  
Staterooms 11001–11060



### STATEROOM SYMBOL LEGEND

- Quad (2 lower beds, 1 sofa bed for 2 persons)
- Quad (2 lower beds, 1 sofa bed, 1 upper)
- Triple (2 lower beds, 1 upper)
- Triple (2 lower beds, 1 sofa bed)
- ⊕ Double (2 lower beds convertible to 1 king-size bed, no Murphy bed)
- △ Partially obstructed view
- + Connecting rooms
- ✦ Floor-to-ceiling windows
- ✦ Shower only
- ✦ Uncovered verandah
- ◆ Staterooms have solid steel verandah railings instead of clear-view Plexiglas® railings
- ✦ Suites have part solid steel, part clear-view Plexiglas® verandah railings

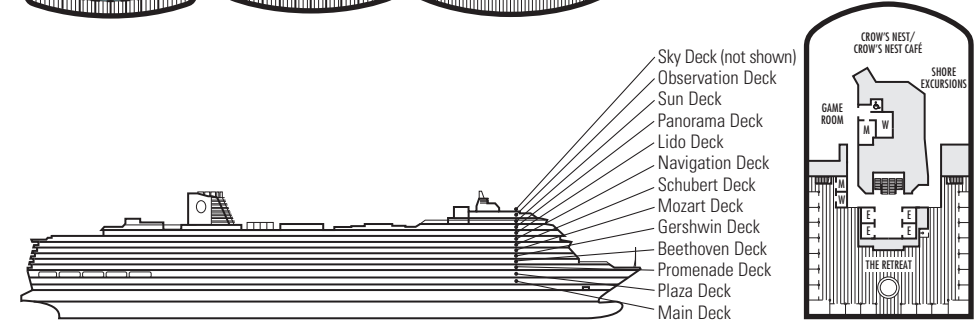
### ACCESSIBILITY STATEROOM SYMBOL LEGEND

- ♿ **Fully Accessible:** Suites SA7094 & A6148 and staterooms VA8132, I-7108, I-6116, I-5112, V5057, V5052, VH4094 & C1125 have a roll-in shower only. Suite A6150 and staterooms VA8149, VA8147, VA8134, I-7099, I-6131, V5175, V5152, I-5133, V5055, V5054, VH4165, VH4144, VH4105, C1134, C1123 & C1121 have a transfer shower.
- ★ **Ambulatory Accessible:** Suites B8103 & SA7085 and staterooms K11049, VB11040, VQ10033, VE8142, VD7049, K6185, VC6158, V5051, V5048, FB1172 & E1175 have a shower only with small step, step into bathroom, standard interior and exterior door size.

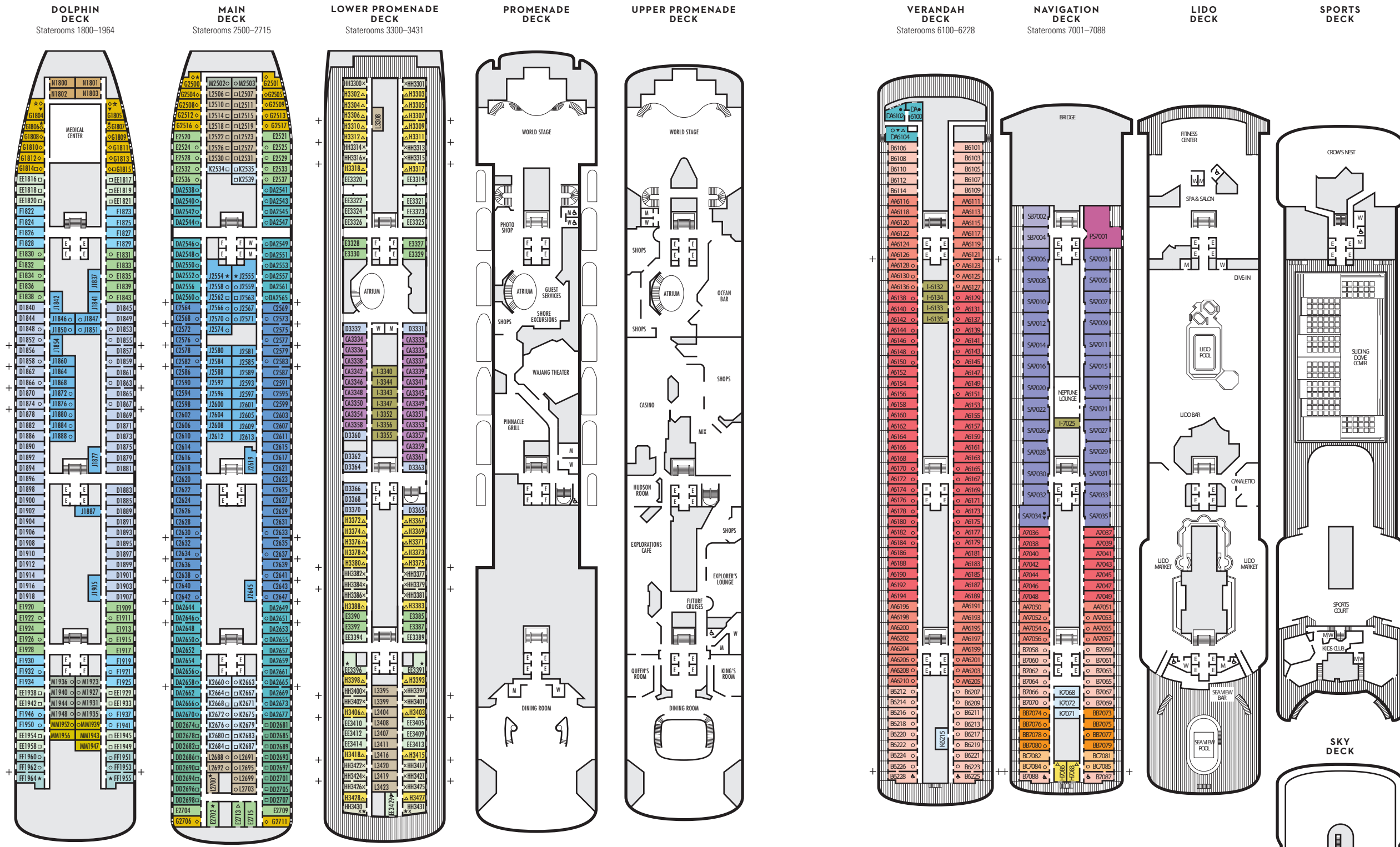
For information regarding stateroom bedding configurations and accessibility features on our ships please visit the [Accessibility](#) section of our website.

### SHIP SPECIFICATIONS & FACILITIES

- 2,668 Guests
- 1,048 Crew
- 99,836 Gross Tons
- 984 Feet Long
- 13 Guest Decks
- Wraparound Promenade Deck
- 13 Restaurants & Cafes
- 7 Entertainment Venues
- 12 Lounges/Bars
- 2 Outdoor Swimming Pools (one with sliding glass roof)
- Spa & Salon
- Fitness Center
- Suite Lounge
- Duty-free Shops
- Onboard Wi-Fi Access
- Casino
- Sport Court
- Jogging Track







# VOLENDAM

## DECK PLANS & STATEROOMS

The deck plans are color-coded by category of stateroom, and the category letter precedes the stateroom number in each room. All staterooms are equipped with flat-panel television, DVD player, telephone and multichannel music.

**Important Note:** Not all staterooms within each category have the same furniture configuration and/or facilities. Appropriate symbols within the rooms on the deck plans describe differences from the stateroom descriptions below.

### VERANDAH SUITES

**PS**  
**Pinnacle Suite:** Bedroom with 1 king-size bed, oversize whirlpool bath & shower, living room, dining room, dressing room, private verandah, pantry, 1 sofa bed for 2 persons, mini-bar, refrigerator, guest toilet, floor-to-ceiling windows.

**SA SB**  
**Neptune Suites:** 2 lower beds convertible to 1 king-size bed, whirlpool bath & shower, large sitting area, dressing room, private verandah, 1 sofa bed for 2 persons, mini-bar, refrigerator, floor-to-ceiling windows.

**A AA B BB BC**  
**Vista Suites:** 2 lower beds convertible to 1 queen-size bed, whirlpool bath & shower, sitting area, private verandah, mini-bar, refrigerator, floor-to-ceiling windows.

### OCEAN-VIEW STATEROOMS

**CA**  
**Lanai:** 2 lower beds convertible to 1 queen-size bed, shower. Sliding glass doors lead onto the wraparound Lower Promenade Deck.

### OCEAN-VIEW STATEROOMS

**C D DA DD E**  
**Large:** 2 lower beds convertible to 1 queen-size bed, shower.

**G H HH**  
**Large:** 2 lower beds convertible to 1 queen-size bed, shower. All G-category staterooms have portholes. All H-category staterooms have partial sea views. All HH-category staterooms have fully obstructed views.

### INTERIOR STATEROOMS

**I J K L M**  
**MM N**  
**Large:** 2 lower beds convertible to 1 queen-size bed, shower.

### STATEROOM SYMBOL LEGEND

- Quad (2 lower beds, 1 sofa bed, 1 upper)
- Triple (2 lower beds, 1 sofa bed)
- ★ 2 lower beds not convertible to a queen-size
- △ Partial sea view
- × Fully obstructed view
- Bath tub & shower
- ⊕ Connecting rooms
- ◇ These staterooms have portholes instead of windows

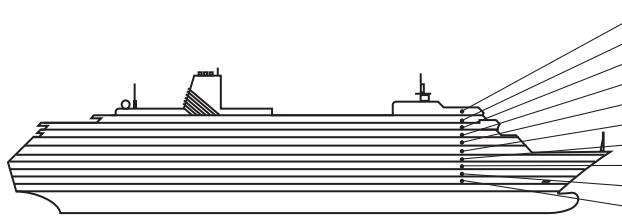
### ACCESSIBILITY STATEROOM SYMBOL LEGEND

- ♿ **Fully Accessible:** Suites B7088, B7087, B6228 & B6225 and stateroom EE3429 have roll-in shower only
- ▼ **Fully Accessible with Single Side Approach:** Suite SA7034 has a bathtub & roll-in shower. Staterooms DA6104, G1805 & G1804 have a roll-in shower only.
- ★ **Ambulatory Accessible:** Staterooms EE3396, EE3391, HH3431, HH3430, E2702, L2700, J2555, J2554, G2500, FF1964, FF1955, G1807 & G1806 have a shower with no threshold

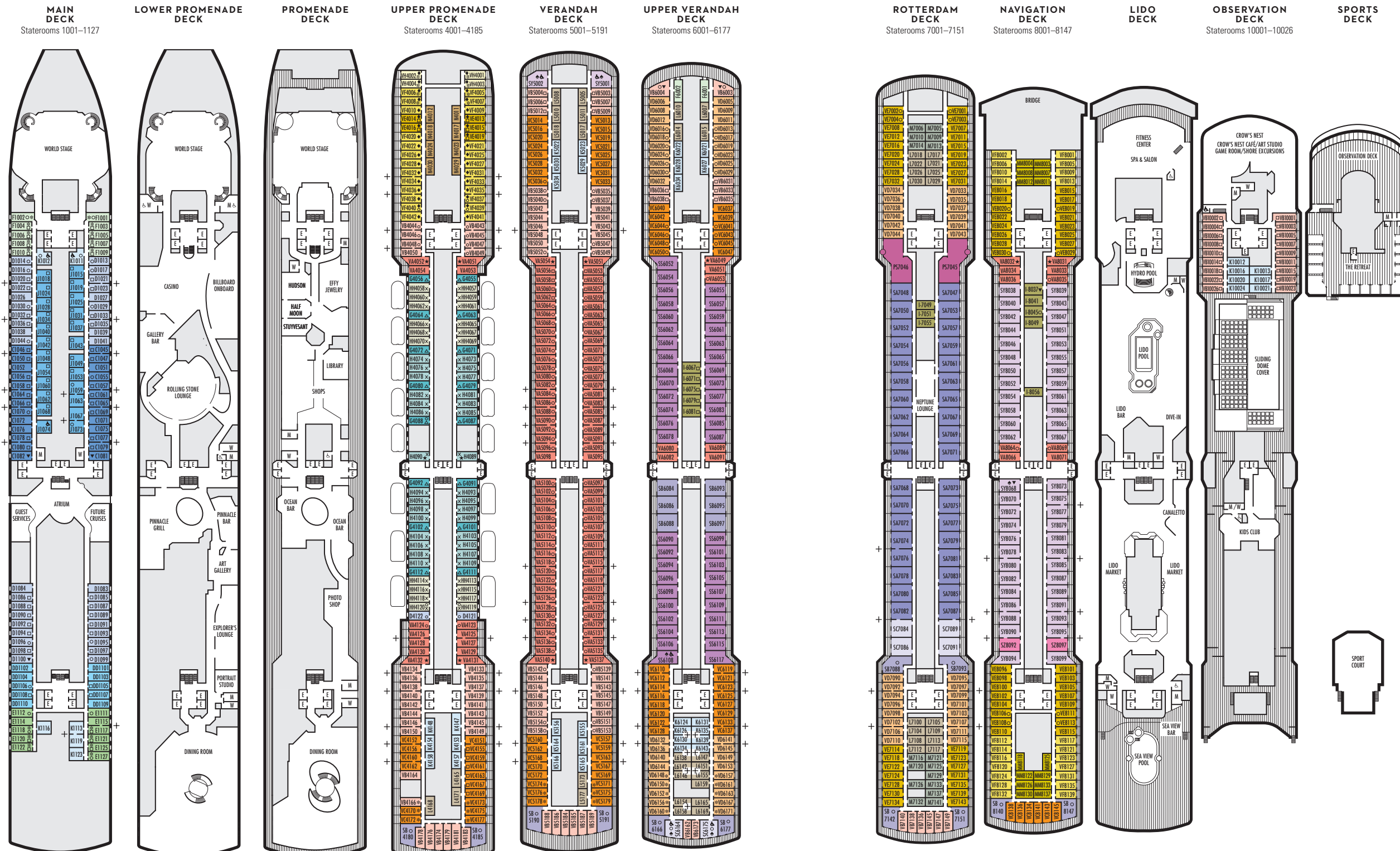
### SHIP SPECIFICATIONS & FACILITIES

- 1,432 Guests
- 604 Crew
- 61,214 Gross Tons
- 780 Feet Long
- 9 Guest Decks
- Wraparound Promenade Deck
- 6 Restaurants & Cafes
- 6 Entertainment Venues
- 7 Lounges/Bars
- 2 Outdoor Swimming Pools (one with sliding glass roof)
- Spa & Salon
- Fitness Center
- Suite Lounge
- Duty-free Shops
- Library/Internet Cafe
- Onboard Wi-Fi Access
- Casino
- Sport Courts

For information regarding stateroom bedding configurations and accessibility features on our ships please visit the [Accessibility](#) section of our website.







# WESTERDAM

## DECK PLANS & STATEROOMS

The deck plans are color-coded by category of stateroom, and the category letter precedes the stateroom number in each room. All staterooms are equipped with interactive LED television with On Demand movies, programming and multichannel music; mini-bar; mini-safe; telephone.

**Important Note:** Not all staterooms within each category have the same furniture configuration and/or facilities. Appropriate symbols within the rooms on the deck plans describe differences from the stateroom descriptions below.

### VERANDAH SUITES

**PS**  
**Pinnacle Suites:** Bedroom with 1 king-size bed, oversize whirlpool bath & shower & additional shower stall, living room, dining room, dressing room, private verandah with whirlpool, pantry, 1 sofa bed for 2 persons, microwave, refrigerator, guest toilet, private stereo system, floor-to-ceiling windows.

**SA SB SC**  
**Neptune Suites:** 2 lower beds convertible to 1 king-size bed, bathroom with dual-sink vanity, full-size whirlpool bath & shower & additional shower stall, large sitting area, dressing room, private verandah, 1 sofa bed for 2 persons, floor-to-ceiling windows.

**SS SY SZ**  
**Signature Suites:** 2 lower beds convertible to 1 queen-size bed, bathroom with dual-sink vanity, full-size whirlpool bath & shower & additional shower stall, large sitting area, dressing room, 1 sofa bed for 1 person, floor-to-ceiling windows.

### VERANDAH STATEROOMS

**VA VB VC VD VE**  
**Verandah:** 2 lower beds convertible to 1 queen-size bed, bathtub & shower, sitting area, private verandah, floor-to-ceiling windows.

### OCEAN-VIEW STATEROOMS

**C D DD E F**  
**Large:** 2 lower beds convertible to 1 queen-size bed, bathtub & shower.  
**G H HH**  
**Large:** 2 lower beds convertible to 1 queen-size bed, bathtub & shower. All G-category staterooms have partial sea views. All H- & HH-category staterooms have fully obstructed views.

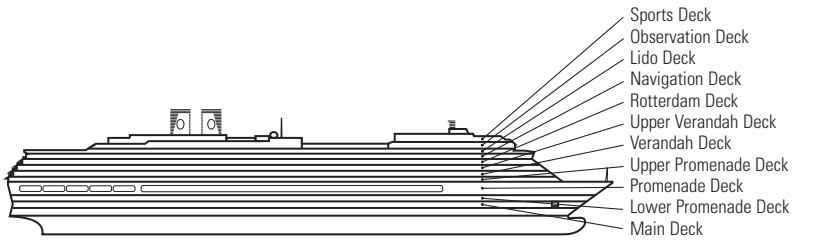
### INTERIOR STATEROOMS

**I J K L M**  
**Large or Standard:** 2 lower beds convertible to 1 queen-size bed, shower.

- #### STATEROOM SYMBOL LEGEND
- Quad (2 lower beds, 1 sofa bed, 1 upper)
  - Triple (2 lower beds, 1 sofa bed)
  - △ Partial sea view
  - × Fully obstructed view
  - + Connecting rooms
  - ✦ Shower only
  - ♣ Single-sink vanity
  - ◆ Staterooms have solid steel verandah railings instead of clear-view Plexiglas® railings

- #### ACCESSIBILITY STATEROOM SYMBOL LEGEND
- ♿ **Fully Accessible:** Suites SC6175 & SC6164 have a bathtub and roll-in shower. Suite SS6108 has a bathtub and separate transfer shower. Suites SY5002 & SY5001 have a bathtub and separate transfer shower, queen bed only to meet compliance spacing. J1074, K1012 & K1011 have a roll-in shower only.
  - ▼ **Fully Accessible with Single Side Approach:** Suite SY8068 has a bathtub and separate transfer shower, queen-size bed with wheelchair access to one side of the bed to meet compliance spacing requirements. Staterooms VB6004 & VB6003, have a roll-in shower, queen-size bed with wheelchair access to one side of the bed to meet compliance spacing requirements. Staterooms I-8037, D1100, C1082 & C1081 have a roll-in shower, 2 twin beds with wheelchair access between the beds for meeting compliance spacing requirements.
  - ★ **Ambulatory Accessible:** Staterooms VA8032, VA8031, VA6049, VA5140, VA5137, VA5054, VA5051, VA4132, VA4131, H4090, H4089, VA4052 & VA4051 have a shower with no threshold

- #### SHIP SPECIFICATIONS & FACILITIES
- 1,964 Guests
  - 812 Crew
  - 82,305 Gross Tons
  - 936 Feet Long
  - 11 Guest Decks
  - Wraparound Promenade Deck
  - 6 Restaurants & Cafes
  - 8 Entertainment Venues
  - 10 Lounges/Bars
  - 2 Outdoor Swimming Pools (one with sliding glass roof)
  - Spa & Salon
  - Fitness Center
  - Suite Lounge
  - Duty-free Shops
  - Library
  - Onboard Wi-Fi Access
  - Casino
  - Sport Court





# ZAANDAM

## DECK PLANS & STATEROOMS

The deck plans are color-coded by category of stateroom, and the category letter precedes the stateroom number in each room. All staterooms are equipped with flat-panel television, DVD player, telephone and multichannel music.

**Important Note:** Not all staterooms within each category have the same furniture configuration and/or facilities. Appropriate symbols within the rooms on the deck plans describe differences from the stateroom descriptions below.

### VERANDAH SUITES

#### PS

**Pinnacle Suite:** Bedroom with 1 king-size bed, oversize whirlpool bath & shower, living room, dining room, dressing room, private verandah, pantry, 1 sofa bed for 2 persons, mini-bar, refrigerator, guest toilet, floor-to-ceiling windows.

#### SA SB

**Neptune Suites:** 2 lower beds convertible to 1 king-size bed, whirlpool bath & shower, large sitting area, dressing room, private verandah, 1 sofa bed for 2 persons, mini-bar, refrigerator, floor-to-ceiling windows.

**Vista Suites:** 2 lower beds convertible to 1 queen-size bed, whirlpool bath & shower, large sitting area, private verandah, mini-bar, refrigerator, floor-to-ceiling windows.

### OCEAN-VIEW STATEROOMS

#### C

**Large:** 2 lower beds convertible to 1 queen-size bed, shower.

**Large:** 2 lower beds convertible to 1 queen-size bed, bathtub & shower.

**Large:** 2 lower beds convertible to 1 queen-size bed, bathtub & shower.

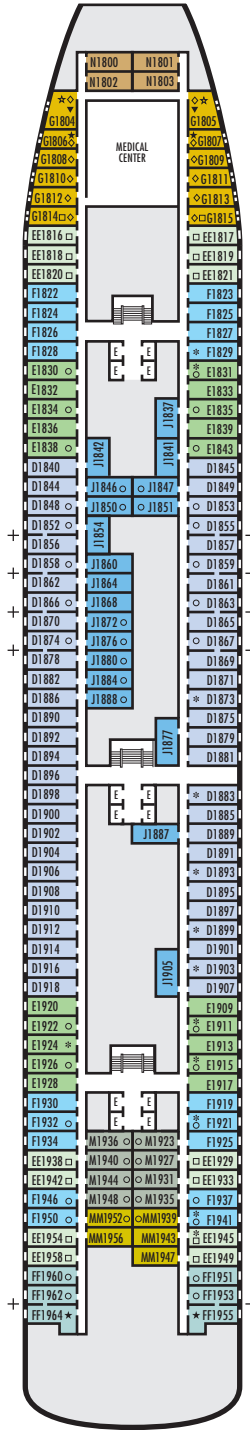
**Large:** 2 lower beds convertible to 1 queen-size bed, bathtub & shower. All G-category staterooms have portholes. All H-category staterooms have partial sea views. All HH-category staterooms have fully obstructed views.

### INTERIOR STATEROOMS

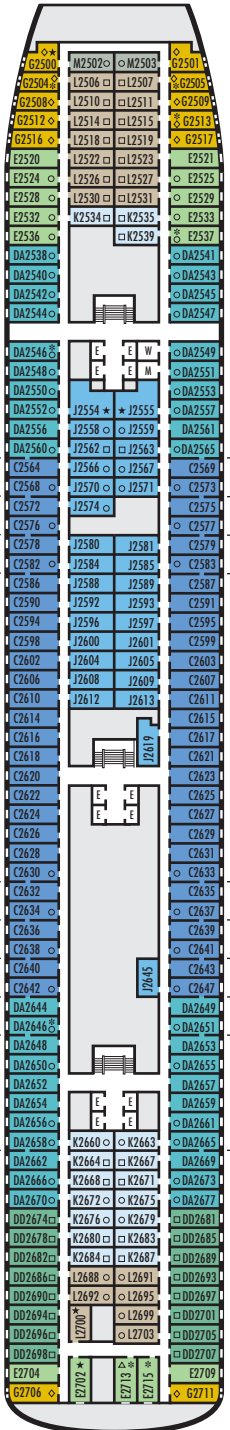
#### I

**Large:** 2 lower beds convertible to 1 queen-size bed, shower.

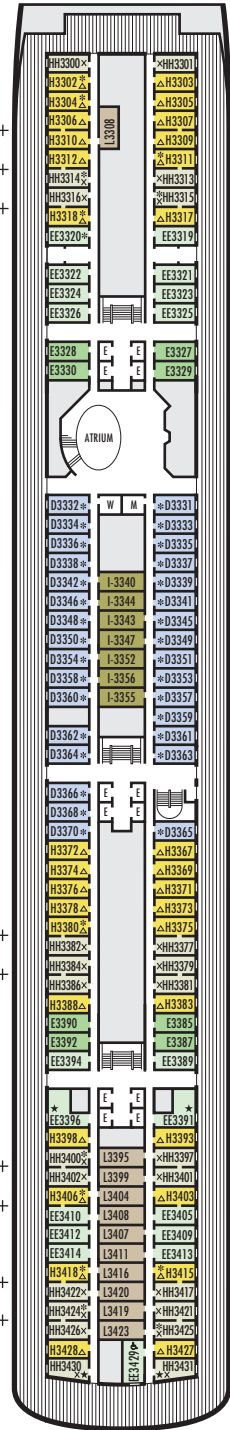
**DOLPHIN DECK**  
Staterooms 1800-1964



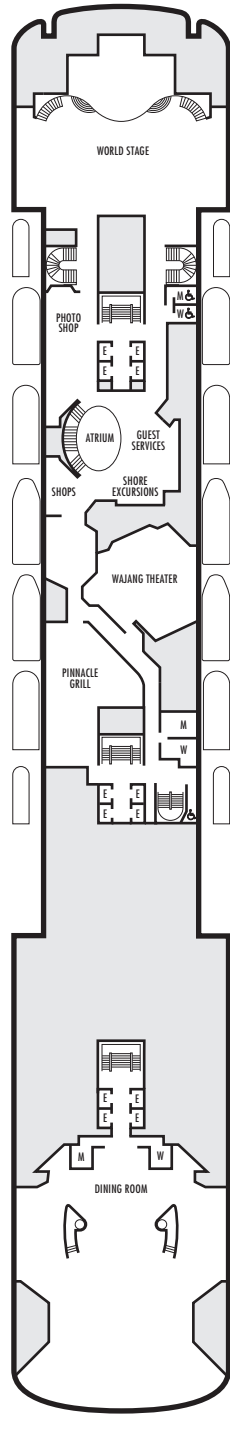
**MAIN DECK**  
Staterooms 2500-2715



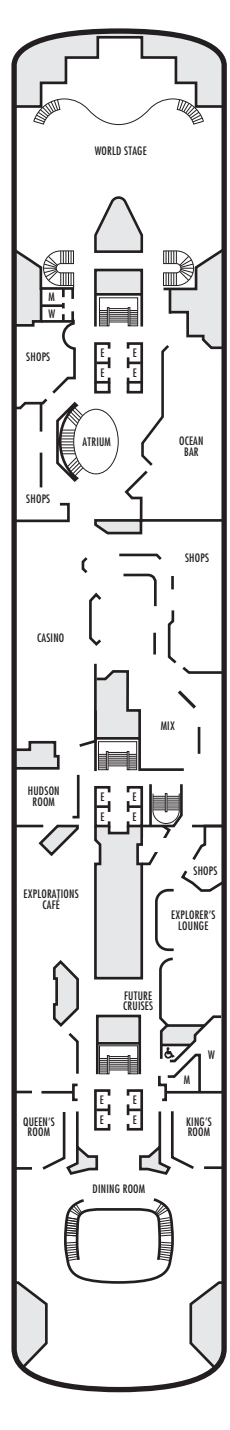
**LOWER PROMENADE DECK**  
Staterooms 3300-3431



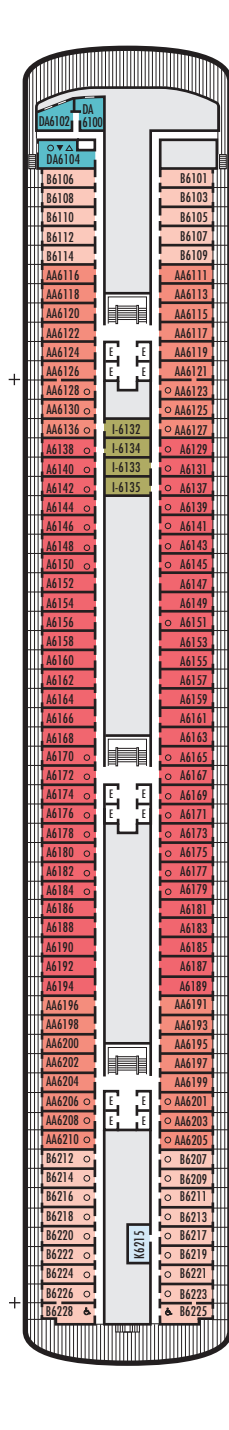
**PROMENADE DECK**



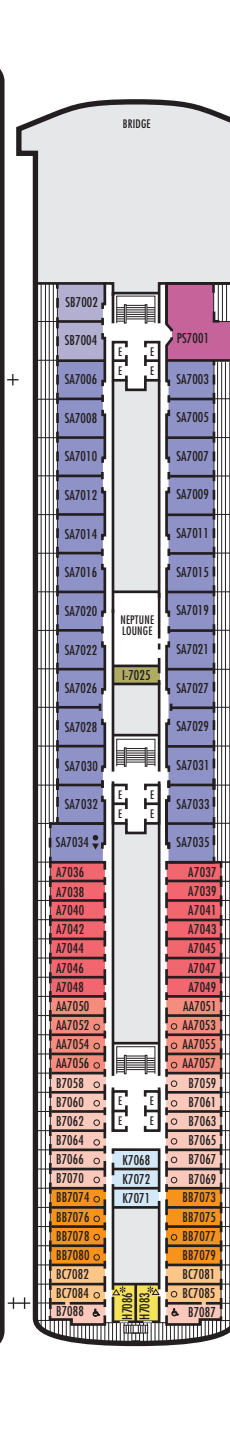
**UPPER PROMENADE DECK**



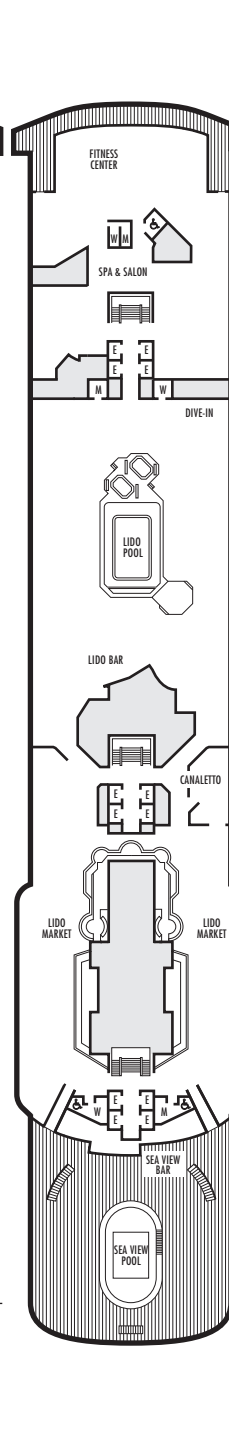
**VERANDAH DECK**  
Staterooms 6100-6228



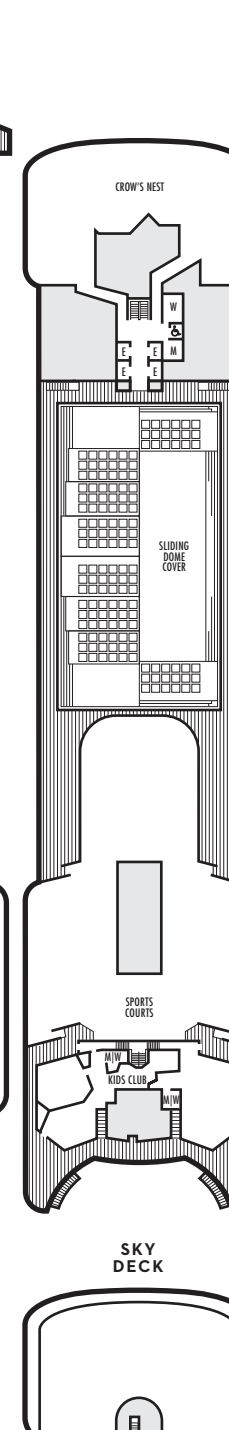
**NAVIGATION DECK**  
Staterooms 7001-7088



**LIDO DECK**



**SPORTS DECK**



### STATEROOM SYMBOL LEGEND

- Quad (2 lower beds, 1 sofa bed, 1 upper)
- Triple (2 lower beds, 1 sofa bed)
- ☆ 2 lower beds not convertible to a queen-size
- △ Partial sea view
- × Fully obstructed view
- Bath tub & shower
- ✱ Shower only
- ⊕ Connecting rooms
- ◇ These staterooms have portholes instead of windows

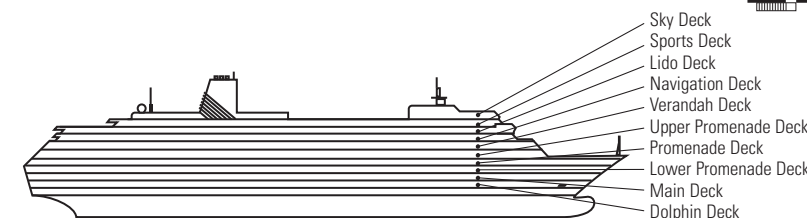
### ACCESSIBILITY STATEROOM SYMBOL LEGEND

- ♿ **Fully Accessible:** Suites B7088, B7087, B6228 & B6225 and stateroom EE3429 have roll-in shower only
- ▼ **Fully Accessible with Single Side Approach:** Suite SA7034 has a bathtub & roll-in shower. Staterooms DA6104, G1805 & G1804 have a roll-in shower only.
- ★ **Ambulatory Accessible:** Staterooms EE3396, EE3391, HH3431, HH3430, E2702, L2700, J2555, J2554, G2500, FF1964, FF1955, G1807 & G1806 have a shower with no threshold

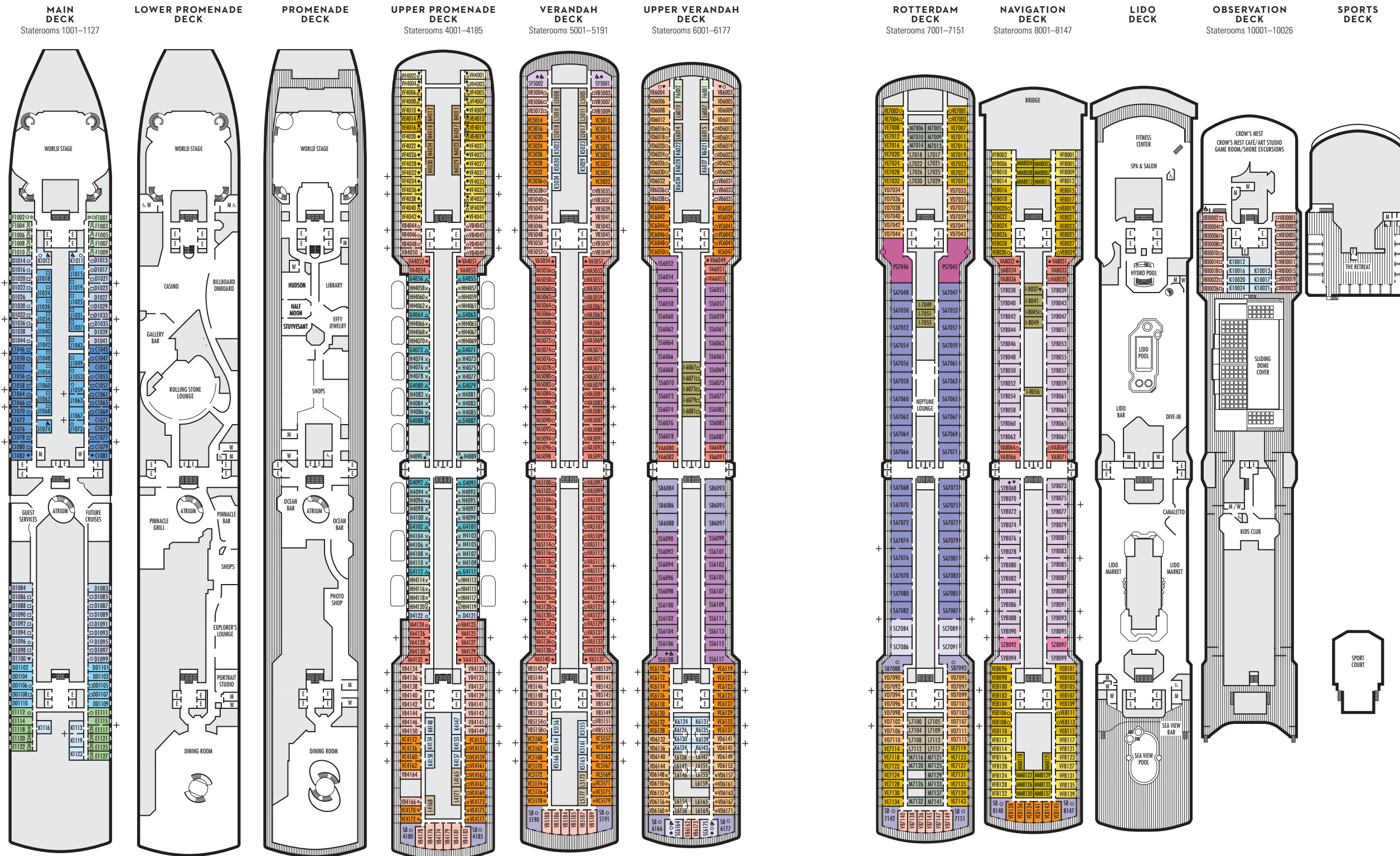
For information regarding stateroom bedding configurations and accessibility features on our ships please visit the [Accessibility](#) section of our website.

### SHIP SPECIFICATIONS & FACILITIES

- 1,432 Guests
- 604 Crew
- 61,214 Gross Tons
- 780 Feet Long
- 9 Guest Decks
- Wraparound Promenade Deck
- 6 Restaurants & Cafes
- 6 Entertainment Venues
- 7 Lounges/Bars
- 2 Outdoor Swimming Pools (one with sliding glass roof)
- Spa & Salon
- Fitness Center
- Suite Lounge
- Duty-free Shops
- Library/Internet Cafe
- Onboard Wi-Fi Access
- Casino
- Sport Courts







# ZUIDERDAM

## DECK PLANS & STATEROOMS

The deck plans are color-coded by category of stateroom, and the category letter precedes the stateroom number in each room. All staterooms are equipped with interactive LED television with On Demand movies, programming and multichannel music; mini-bar; mini-safe; telephone.

**Important Note:** Not all staterooms within each category have the same furniture configuration and/or facilities. Appropriate symbols within the rooms on the deck plans describe differences from the stateroom descriptions below.

### VERANDAH SUITES

**PS**  
**Pinnacle Suites:** Bedroom with 1 king-size bed, oversize whirlpool bath & shower & additional shower stall, living room, dining room, dressing room, private verandah with whirlpool, pantry, 1 sofa bed for 2 persons, microwave, refrigerator, guest toilet, private stereo system, floor-to-ceiling windows.

**SA SB SC**  
**Neptune Suites:** 2 lower beds convertible to 1 king-size bed, bathroom with dual-sink vanity, full-size whirlpool bath & shower & additional shower stall, large sitting area, dressing room, private verandah, 1 sofa bed for 2 persons, floor-to-ceiling windows.

**SS SY SZ**  
**Signature Suites:** 2 lower beds convertible to 1 queen-size bed, bathroom with dual-sink vanity, full-size whirlpool bath & shower & additional shower stall, large sitting area, private verandah, 1 sofa bed for 1 person, floor-to-ceiling windows.

### VERANDAH STATEROOMS

**VA VB VC VD VE**  
**Verandah:** 2 lower beds convertible to 1 queen-size bed, bathtub & shower, sitting area, private verandah, floor-to-ceiling windows.

### OCEAN-VIEW STATEROOMS

**C D DD E F**  
**Large:** 2 lower beds convertible to 1 queen-size bed, bathtub & shower.  
**G H HH**  
**Large:** 2 lower beds convertible to 1 queen-size bed, bathtub & shower. All G-category staterooms have partial sea views. All H- & HH-category staterooms have fully obstructed views.

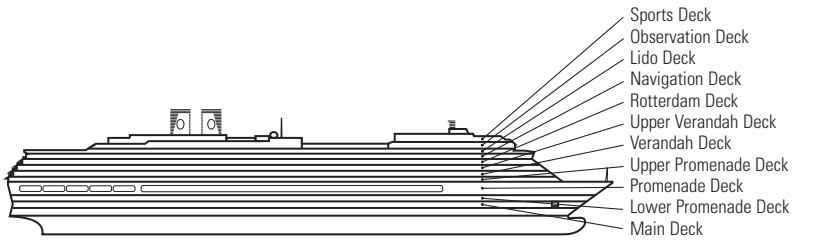
### INTERIOR STATEROOMS

**I J K L M**  
**Large or Standard:** 2 lower beds convertible to 1 queen-size bed, shower.

- #### STATEROOM SYMBOL LEGEND
- Quad (2 lower beds, 1 sofa bed, 1 upper)
  - Triple (2 lower beds, 1 sofa bed)
  - △ Partial sea view
  - × Fully obstructed view
  - + Connecting rooms
  - ✦ Shower only
  - ♣ Single-sink vanity
  - ◆ Staterooms have solid steel verandah railings instead of clear-view Plexiglas® railings

- #### ACCESSIBILITY STATEROOM SYMBOL LEGEND
- ♿ **Fully Accessible:** Suites SC6175 & SC6164 have a bathtub and roll-in shower. Suite SS6108 has a bathtub and separate transfer shower. Suites SY5002 & SY5001 have a bathtub and separate transfer shower, queen bed only to meet compliance spacing. J1074, K1012 & K1011 have a roll-in shower only.
  - ▼ **Fully Accessible with Single Side Approach:** Suite SY8068 has a bathtub and separate transfer shower, queen-size bed with wheelchair access to one side of the bed to meet compliance spacing requirements. Staterooms VB6004 & VB6003, have a roll-in shower, queen-size bed with wheelchair access to one side of the bed to meet compliance spacing requirements. Staterooms I-8037, D1100, C1082 & C1081 have a roll-in shower, 2 twin beds with wheelchair access between the beds for meeting compliance spacing requirements.
  - ★ **Ambulatory Accessible:** Staterooms VA8032, VA8031, VA6049, VA5140, VA5137, VA5054, VA5051, VA4132, VA4131, H4090, H4089, VA4052 & VA4051 have a shower with no threshold

- #### SHIP SPECIFICATIONS & FACILITIES
- 1,964 Guests
  - 812 Crew
  - 82,305 Gross Tons
  - 936 Feet Long
  - 11 Guest Decks
  - Wraparound Promenade Deck
  - 6 Restaurants & Cafes
  - 8 Entertainment Venues
  - 10 Lounges/Bars
  - 2 Outdoor Swimming Pools (one with sliding glass roof)
  - Spa & Salon
  - Fitness Center
  - Suite Lounge
  - Duty-free Shops
  - Library
  - Onboard Wi-Fi Access
  - Casino
  - Sport Court





## HOLLAND AMERICA LINE FLEET

